


FS3BD Series Ultra High Efficiency Air Conditioner 13+ SEER Residential System 2 - 5 Ton Capacity

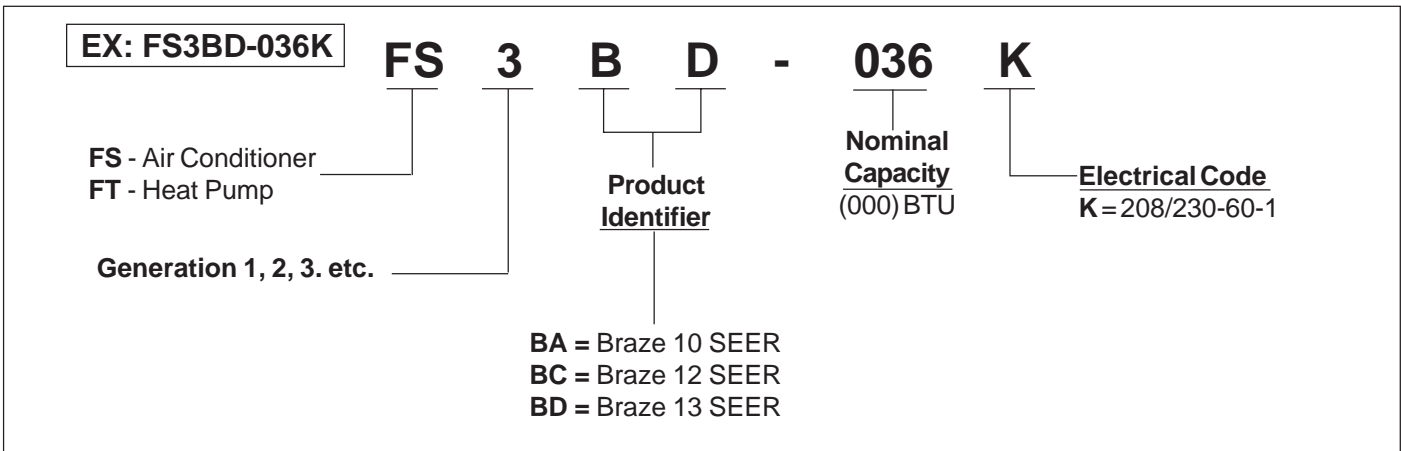
The FS3BD Series of air conditioners offers exceptional performance from a small, compact package. The unit, when combined with our engineered coils or air handlers, offers a line of quality, split system cooling equipment. The FS3BD is rated at 13 SEER when matched with our B3BM air handler and C3BA coils. When matched with our variable speed air handler, or our variable speed blower kits, the FS3BD is rated up to 14 SEER. Units are ideally sized for slab or rooftop mounting in single, multifamily, and light commercial applications.



FEATURES and BENEFITS

- **Quality Compressor** - State of the art scroll compressor is standard equipment.
- **Durable, Attractive Cabinet** – Designed using galvanized steel with a polyester urethane finish. The 950 hour salt spray finish is 1.5 mil thick and resists corrosion 50% better than comparable units.
- **Copper Tube / Aluminum Fin Coils** – Both indoor and outdoor coils are designed to optimize heat transfer, minimize size and cost, and increase durability and reliability.
- **Permanently Lubricated Motor** – A heavy duty PSC motor for long lasting reliability and quiet operation. Requires no maintenance and is completely protected from rain and snow.
- **Full Service Valves** – These brass valves are easily accessible and simplify servicing of the refrigeration system.
- **Louvered Condenser Guard** – Durable metal guard protects the coil from yard hazards and extreme weather.
- **Removable Top Grille Assembly** – Allows ease of service from the top without disconnecting fan motor leads.
- **One Piece Top/Orifice** – Designed for maximum airflow and quiet operation.
- **2-1/2" Pedestal Base** – The sturdy base keeps the bottom of the coil out of harms way. Secondly, the base has weep holes along the edge to allow the water from rain to flow away from the unit.
- **Five Minute Restart Time Delay** – When the unit shuts down, a five minute delay keeps the unit from restarting, eliminating the highest cause for compressor failure.
- **Easy Compressor and Control Access** – Designed to make servicing easier for the contractor, access panels are provided to all controls and the compressor from the side of the unit.
- **8 Year Limited All Parts Warranty, 5 Year Quality Pledge and 10 Year Parts Coverage on Compressor** – The best in the industry and has proven to be a major benefit to the consumer.

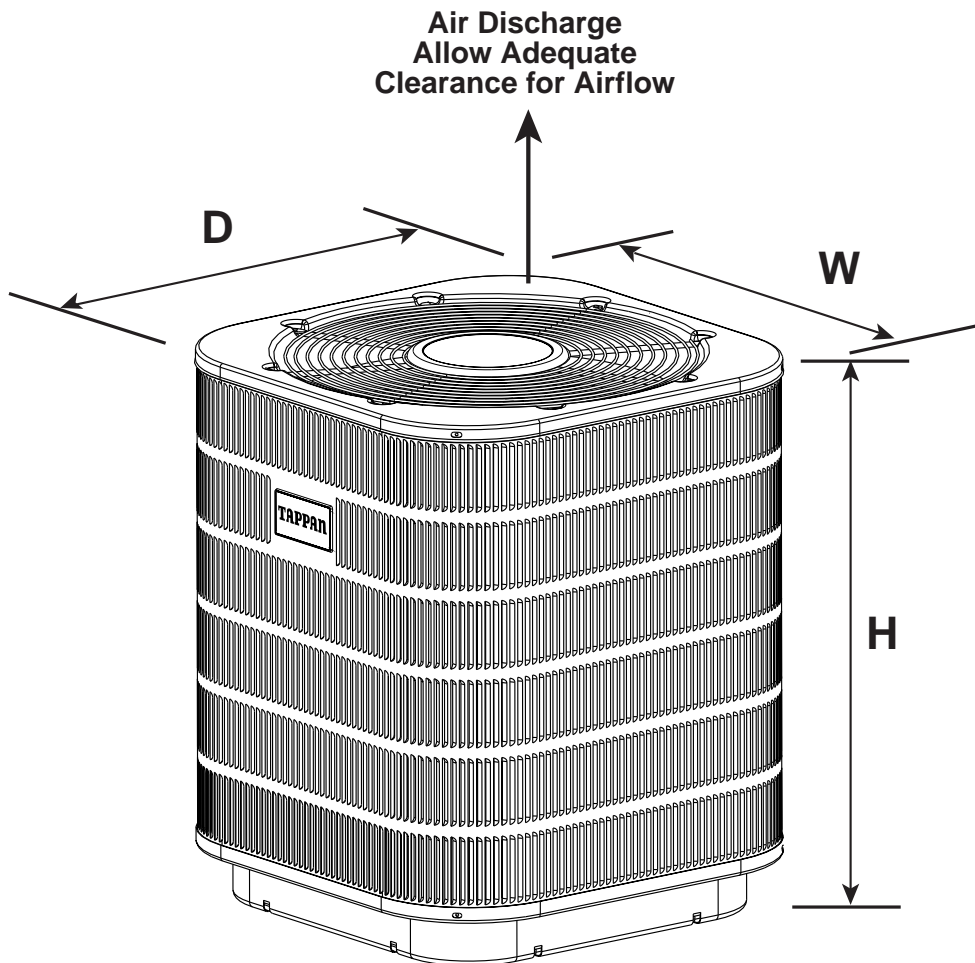
MODEL IDENTIFICATION CODES



DIMENSIONS

AIR CONDITIONER OUTDOOR SECTION

FS3BD-	024	030	036	042	048	60
H	30 1/2	34 1/2	38 1/2	38 1/2	42 1/2	42 1/2
W	30 1/2	30 1/2	30 1/2	30 1/2	30 1/2	30 1/2
D	30 1/2	30 1/2	30 1/2	30 1/2	30 1/2	30 1/2



PHYSICAL AND ELECTRICAL SPECIFICATIONS / OUTDOOR UNITS

13+ SEER —Ultra High Efficiency — Single Phase

Model No. FS3BD-		024	030	036	042	048	060	
Electrical Data	Volts-Cycles-Phase (1)	208/230-60-1	208/230-60-1	208/230-60-1	208/230-60-1	208/230-60-1	208/230-60-1	
	Total Amps	11.6	13.6	16.2	17.5	19.8	26.4	
	Delay Fuse Max. (2)	20	25	30	35	40	50	
	Min. Circuit Ampacity	14.2	16.6	19.9	21.5	24.4	32.6	
Component Data	Coil	Area	17.9	20.4	23.0	23.0	25.5	25.5
		Rows-FPI	1-22	1-22	1-22	1-22	1-22	2-18
		Tube Dia.	3/8 O.D.	3/8 O.D.	3/8 O.D.	3/8 O.D.	3/8 O.D.	3/8 O.D.
	Fan Motor	Type	PSC	PSC	PSC	PSC	PSC	PSC
		Amps	1.4	1.4	1.5	1.5	1.5	1.4
		Watts-HP	245	245	300	300	300	245
	Fan Blade	Dia.-#Blades	24 in. - 2	24 in. - 2	24 in. - 3	24 in. - 3	24 in. - 3	24 in. - 2
		SCFM	3300	3300	4000	4000	4000	4000
	Compressor Data	RLA	10.2	12.2	14.7	16.0	18.3	25.0
		LRA	56	67	83	90	109	169
Refrigerant Suction Line-Length/O.D. (Liq. Line All Lengths - 3/8"O.D.)	0 - 24 ft.	3/4"	3/4"	3/4"	3/4"	7/8"	7/8"	
	25 - 39 ft.	3/4"	3/4"	3/4"	7/8" (3)	7/8"	1-1/8" (4)	
	40 - 75 ft.	3/4"	7/8" (3)	7/8" (3)	7/8" (3)	7/8"	1-1/8" (4)	
Refrigerant Charge (Outdoor unit, Indoor Unit 15' Line Set) R-22 Ounces		94	114	114	131	143	192	
Weight Approximate (lbs.)	Net	172	182	198	191	199	250	
	Ship	184	194	211	203	211	265	

(1) Operating Voltage Range: 187v min. — 253v max.

(2) HACR Type Circuit Breakers may be used.

(3) Requires 7/8" to 3/4" reducer from line to unit.

(4) Requires 7/8" to 1-1/8" reducer from line to unit.

ACCESSORIES - Condensing Unit

Start Assist Kit - 912933

Provides additional starting torque for the compressor motor when operating with low line voltage or high operating temperatures.

Thermostat

Two thermostats are available.

911096 - Single-Stage

911100 - Two-Stage Heat / One-Stage Cool

Fan Delay Kit (TDR)

911758 - 80-second fan delay

COPPER WIRE SIZE — AWG (1% Voltage Drop)				
Supply Wire Length-Feet				Supply Circuit
200	150	100	50	Ampacity
6	8	10	14	15
4	6	8	12	20
4	6	8	10	25
4	4	6	10	30
3	4	6	8	35
3	4	6	8	40
2	3	4	6	45
2	3	4	6	50

Wire Size based on N.E.C. for 60° type copper conductors.

SYSTEM COOLING CAPACITIES

13+ SEER — Ultra High Efficiency — Single Phase

Outdoor Unit Number FS3BD-	Indoor Unit Number C3BA-	BTUH	SEER	SCFM	Orifice (1)
024K	036C/U-A+TDR† (2)	24000	13.0	900	.065
024K	036C/U-B+TDR†	24000	13.0	900	.065
030K	036C/U-A+TDR† (2)	30000	13.0	1050	.069
030K	036C/U-B+TDR† (2)	30000	13.0	1050	.069
036K	042C/U-B+TDR† (2)	36000	13.0	1250	.080
042K	048C/U-B+TDR† (2)	40000	13.0	1250	.080
042K	048C/U-C+TDR†	40000	13.0	1250	.080
048K	060C/U-C+TDR† (2)	48000	13.0	1550	.087
060K	060C/U-C+TDR† (2)	56000	13.0	1550	.103

Outdoor Unit Number FS3BD-	Indoor Unit Number B3B(M,V)-	BTUH	SEER	SCFM	Orifice
024K	030K-A	24000	13.0	900	.065
024K	036K-B	24000	13.0	900	.065
030K	036K-A	30000	13.0	1050	.069
036K	042K-B	36000	13.0	1250	.080
042K	048K-B	40000	13.0	1250	.080
048K	060K-C	48000	13.0	1550	.087
060K	066K-C	57000	13.0	1700	.103

14 SEER — Ultra High Efficiency — Single Phase

Outdoor Unit Number FS3BD-	Indoor Unit Number C3BA-	BTUH	SEER	SCFM	Orifice (1)
024K	036C/U-B+VSB (2)	24800	14.0	880	.065
030K	036C/U-B+VSB (2)	30800	14.0	1100	.069
036K	042C/U-B+VSB (2)	36600	14.0	1200	.080
042K	048C/U-B+VSB (2)	40500	14.0	1200	.080
042K	048C/U-C+VSB	40500	14.0	1200	.080
048K	060C/U-C+VSB (2)	48500	14.0	1550	.087
060K	060C/U-C+VSB (2)	56500	14.0	1550	.103

Outdoor Unit Number FS3BD-	Indoor Unit Number B3VM-	BTUH	SEER	SCFM	Orifice
024K	036K-B	24800	14.0	880	.065
030K	036K-B	30800	14.0	1100	.069
036K	048K-B	36600	14.0	1200	.080
042K	048K-B	40500	14.0	1200	.080
048K	060K-C	48500	14.0	1550	.087
060K	066K-C	57500	14.0	1665	.103

Outdoor Unit Number FS3BD-	Indoor Unit Number B3B(M,V)-	BTUH	SEER	SCFM	Orifice
024K	036K-B+VSB	24800	14.0	880	.065
030K	036K-B+VSB	30800	14.0	1100	.069
036K	042K-B+VSB	36600	14.0	1200	.080
042K	048K-B+VSB	40500	14.0	1200	.080
048K	060K-C+VSB	48500	14.0	1550	.087
060K	066K-C+VSB	57500	14.0	1665	.103

† TDR = Time Delay Relay, included with FG6* unit.

(1) Orifice supplied with outdoor unit.

(2) Available as horizontal cased coil.

See current ARI directory for certified combinations and ratings.



CERTIFICATION APPLIES ONLY WHEN THE COMPLETE SYSTEM IS LISTED WITH ARI

We Encourage Professionalism



Through Technician Certification by NATE

946A-1104 (Replaces 946A-0203)

Before purchasing this appliance, read important energy cost and efficiency information available from your retailer. Specifications and illustrations subject to change without notice and without incurring obligations.