

TECHNICAL SPECIFICATIONS



JS3BD Series Ultra High Efficiency Air Conditioner 13+ SEER Residential System 2 - 5 Ton Capacity

The JS3BD Series of air conditioners offers exceptional performance from a small, compact package. The unit, when combined with our engineered coils or air handlers, offers a line of quality, split system cooling equipment. The JS3BD is rated at 13 SEER when matched with our air handler and coils. When matched with our variable speed air handler, or our variable speed blower kits, the JS3BD is rated up to 14 SEER. Units are ideally sized for slab or rooftop mounting in single, multifamily, and *light commercial applications.

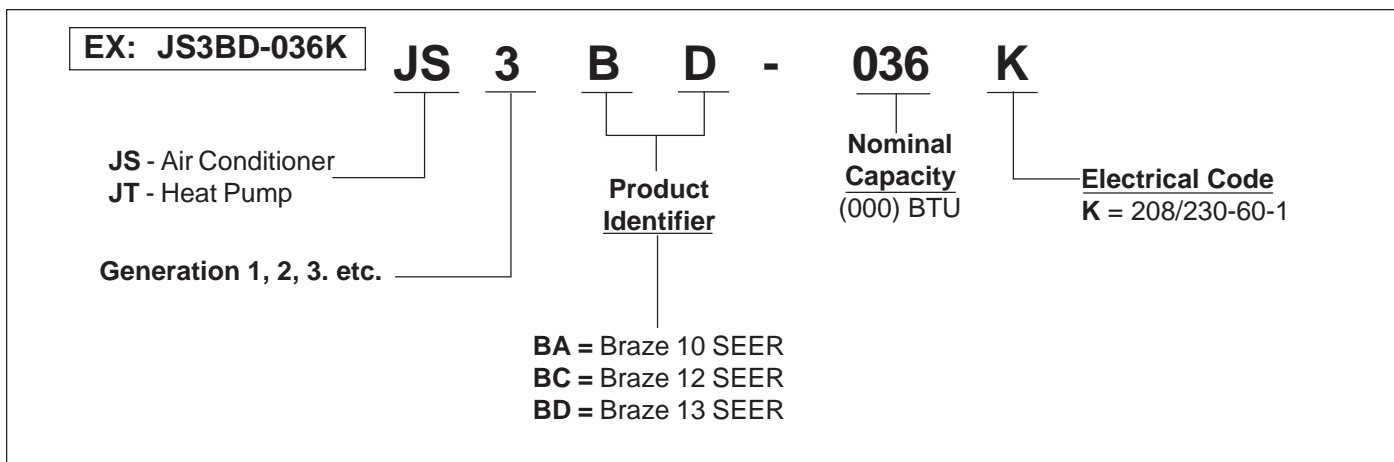


FEATURES and BENEFITS

- **Quality Compressor** - State of the art scroll compressor is standard equipment.
- **Durable, Attractive Cabinet** – Designed using galvanized steel with a polyester urethane finish. The 950 hour salt spray finish is 1.5 mil thick and resists corrosion 50% better than comparable units.
- **Copper Tube / Aluminum Fin Coils** – Both indoor and outdoor coils are designed to optimize heat transfer, minimize size and cost, and increase durability and reliability.
- **Permanently Lubricated Motor** – A heavy duty PSC motor for long lasting reliability and quiet operation. Requires no maintenance and is completely protected from rain and snow.
- **Full Service Valves** – These brass valves are easily accessible and simplify servicing of the refrigeration system.
- **Complete Metal Wrapper** – Protects the units coil from being damaged.
- **Removable Top Grille Assembly** – Allows ease of service from the top without disconnecting fan motor leads.
- **One Piece Top/Orifice** – Designed for maximum airflow and quiet operation.
- **2-1/2" Pedestal Base** – The sturdy base keeps the bottom of the coil out of harm's way. Weep holes along the edge of the base allow rainwater to flow away from the unit.
- **Easy Compressor and Control Access** – Designed to make servicing easier for the contractor, access panels are provided to all controls and the compressor from the side of the unit.
- **5 Year Limited All Parts Warranty, 10 Year Parts Coverage on Compressor** – Proven to be a major benefit to the consumer.

* **Commercial Warranty** – 1 year parts, 5 years compressor.

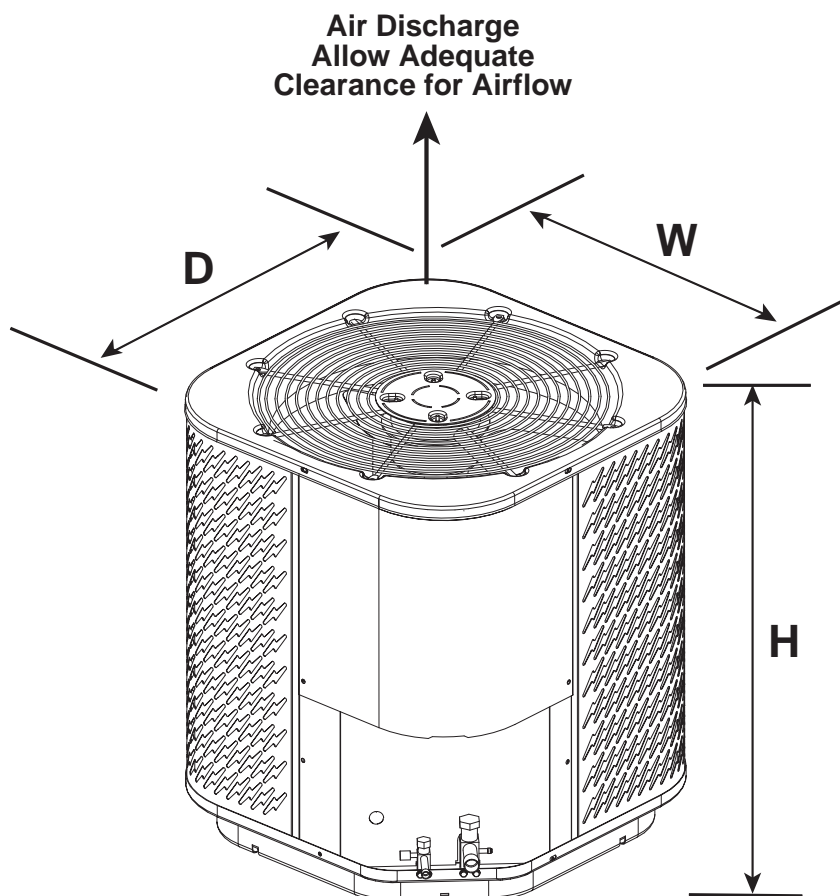
MODEL IDENTIFICATION CODES



DIMENSIONS

AIR CONDITIONER OUTDOOR SECTION

JS3BD	024K	030K	036K	042K	048K	060K
H	30-1/2	34-1/2	38-1/2	38-1/2	42-1/2	42-1/2
W	30-1/2	30-1/2	30-1/2	30-1/2	30-1/2	30-1/2
D	30-1/2	30-1/2	30-1/2	30-1/2	30-1/2	30-1/2



PHYSICAL AND ELECTRICAL SPECIFICATIONS / OUTDOOR UNITS

13+ SEER —Ultra High Efficiency — Single Phase

Model No. JS3BD		024K	030K	036K	042K	048K	060K	
Electrical Data	Volts-Cycles-Phase (1)	208/230-60-1	208/230-60-1	208/230-60-1	208/230-60-1	208/230-60-1	208/230-60-1	
	Total Amps	11.6	13.6	16.2	17.5	19.8	26.4	
	Delay Fuse Max. (2)	20	25	30	35	40	50	
	Min. Circuit Ampacity	14.2	16.6	19.9	21.5	24.4	32.6	
Component Data	Coil	Area	17.9	20.4	23.0	23.0	25.5	25.5
		Rows-FPI	1-22	1-22	1-22	1-22	1-22	2-18
		Tube Dia.	3/8 O.D.	3/8 O.D.	3/8 O.D.	3/8 O.D.	3/8 O.D.	3/8 O.D.
	Fan Motor	Type	PSC	PSC	PSC	PSC	PSC	PSC
		Amps	1.4	1.4	1.5	1.5	1.5	1.4
		Watts-HP	245	245	300	300	300	245
	Fan Blade	Dia.-#Blades	24 in. - 2	24 in. - 2	24 in. - 3	24 in. - 3	24 in. - 3	24 in. - 2
		SCFM	3300	3300	4000	4000	4000	4000
	Compressor Data	RLA	10.2	12.2	14.7	16.0	18.3	25
		LRA	56	67	83	90	109	169
Refrigerant Suction Line-Length/O.D. (Liq. Line All Lengths - 3/8"O.D.)	0 - 24 ft.	3/4"	3/4"	3/4"	3/4"	7/8"	7/8"	
	25 - 39 ft.	3/4"	3/4"	3/4"	7/8" (3)	7/8"	1-1/8" (4)	
	40 - 75 ft.	3/4"	7/8" (3)	7/8" (3)	7/8" (3)	7/8"	1-1/8" (4)	
Refrigerant Charge (Outdoor unit, Indoor Unit 15' Line Set)	R-22 Ounces	94	114	114	131	143	192	
Weight Approximate (lbs.)	Net	172	182	198	191	199	250	
	Ship	184	194	211	203	211	265	

(1) Operating Voltage Range: 187v min. — 253v max.

(2) HACR Type Circuit Breakers may be used.

(3) Requires 7/8" to 3/4" reducer from line to unit.

(4) Requires 7/8" to 1-1/8" reducer from line to unit.

ACCESSORIES - Condensing Unit

Start Assist Kit - 912933

Provides additional starting torque for the compressor motor when operating with low line voltage or high operating temperatures.

Fan Delay Kit (TDR)

911758 - 80-second fan delay

COPPER WIRE SIZE — AWG (1% Voltage Drop)				
Supply Wire Length-Feet				Supply Circuit
200	150	100	50	Ampacity
6	8	10	14	15
4	6	8	12	20
4	6	8	10	25
4	4	6	10	30
3	4	6	8	35
3	4	6	8	40
2	3	4	6	45
2	3	4	6	50

Wire Size based on N.E.C. for 60° type copper conductors.

SYSTEM COOLING CAPACITIES

13 SEER — Ultra High Efficiency — Single Phase

Outdoor Unit Number	Indoor Unit Number	BTUH	SEER	SCFM	Orifice (1)
JS3BD-024K	GB3B(M,V)-030K-A+TDR	25,000	13.0	900	.065
JS3BD-024K	GB3B(M,V)-036K-B+TDR	25,000	13.0	900	.065
JS3BD-024K	C3B(A,H)-036C/U-B+TDR (2)	25,000	13.0	900	.065
JS3BD-024K	C3B(A,H)-036C/U-A+TDR (2)	25,000	13.0	900	.065
JS3BD-030K	GB3B(M,V)-036K-A+TDR	30,000	13.0	1050	.069
JS3BD-030K	GB3B(M,V)-036K-B+TDR	30,000	13.0	1050	.069
JS3BD-030K	C3B(A,H)-036C/U-B+TDR (2)	30,000	13.0	1050	.069
JS3BD-030K	C3B(A,H)-036C/U-A+TDR (2)	30,000	13.0	1050	.069
JS3BD-036K	GB3B(M,V)-042K-B+TDR	36,000	13.0	1250	.080
JS3BD-036K	C3B(A,H)-042C/U-B+TDR (2)	36,000	13.0	1250	.080
JS3BD-042K	GB3B(M,V)-048K-B+TDR	40,000	13.0	1250	.080
JS3BD-042K	C3B(A,H)-048C/U-B+TDR (2)	40,000	13.0	1250	.080
JS3BD-042K	C3BA-048C/U-C+TDR (2)	40,000	13.0	1250	.080
JS3BD-048K	GB3B(M,V)-060K-C+TDR	48,000	13.0	1550	.087
JS3BD-048K	C3B(A,H)-060C/U-C+TDR (2)	48,000	13.0	1550	.087
JS3BD-060K	GB3B(M,V)-066K-C+TDR	57,000	13.0	1700	.103
JS3BD-060K	C3B(A,H)-060C/U-C+TDR (2)	56,000	13.0	1550	.103

SYSTEM COOLING CAPACITIES

14 SEER — Ultra High Efficiency — Single Phase

Outdoor Unit Number	Indoor Unit Number	BTUH	SEER	SCFM	Orifice (1)
JS3BD-024K	C3BA-036C/U-B+VSB (2)	25,800	14.0	900	.065
JS3BD-030K	C3B(A,H)-036C/U-B+VSB (2)	30,800	14.0	1050	.069
JS3BD-036K	C3B(A,H)-042C/U-B+VSB (2)	36,600	14.0	1250	.080
JS3BD-042K	C3B(A,H)-048C/U-B+VSB (2)	40,500	14.0	1250	.080
JS3BD-042K	C3BA-048C/U-C+VSB	40,500	14.0	1250	.080
JS3BD-048K	C3B(A,H)-060C/U-C+VSB (2)	48,500	14.0	1550	.087
JS3BD-060K	C3B(A,H)-060C/U-C+VSB (2)	56,500	14.0	1550	.103

(1) Orifice supplied with outdoor unit
 (2) Available as horizontal cased coil
 TDR included in KG6 and G6 furnaces

The ratings shown above are for the highest sales volume combination. Additional ratings, including mix-matches may be found in the current edition of the ARI Directory of Certified Unitary Equipment. Verification of ratings not printed in the current edition of the Directory may be obtained online at the ARI website (www.ari.org/).

See current ARI Directory for certified combinations and ratings



CERTIFICATION APPLIES ONLY WHEN THE COMPLETE SYSTEM IS LISTED WITH ARI

