


FS5BD-KA Series High Efficiency Air Conditioner 13+ SEER Residential System 1.5 - 5 Ton Capacity

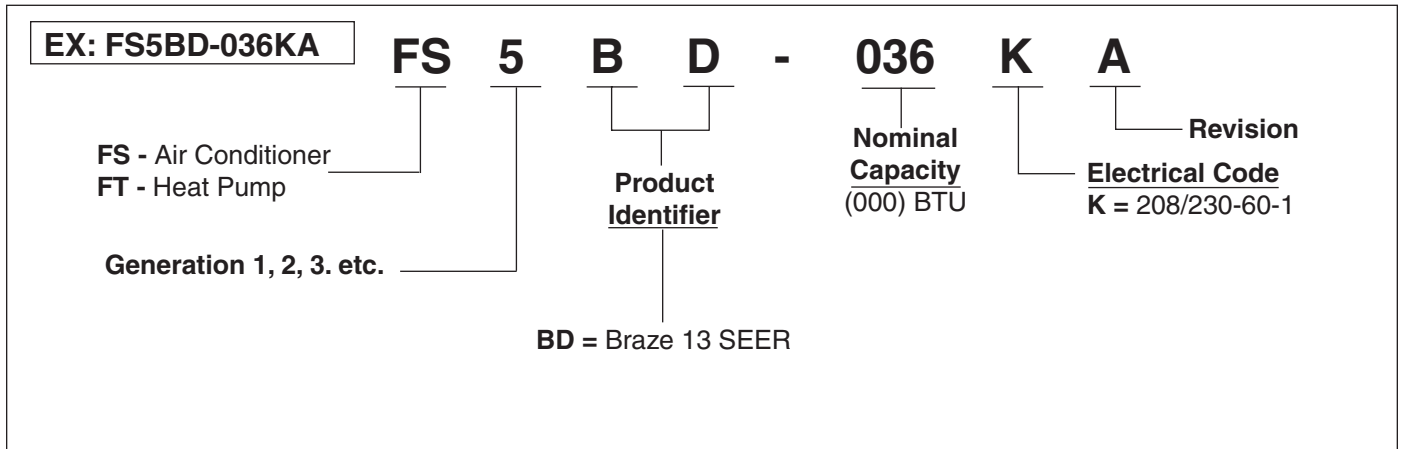
The FS5BD Series of air conditioners offers exceptional performance. The unit, when combined with our engineered coils or air handlers, offers a line of quality, split system cooling equipment. The FS5BD is rated at 13 SEER when matched with our B5BM air handler and C5BA coils. When matched with our variable speed air handler, or our variable speed blower kits, the FS5BD is rated up to 14 SEER.



FEATURES and BENEFITS

- **Quality Compressor** - State of the art scroll compressor is standard equipment.
- **Durable, Attractive Cabinet** – Designed using galvanized steel with a polyester urethane finish. The 950 hour salt spray finish is 1.5 mil thick and resists corrosion 50% better than comparable units.
- **Copper Tube / Aluminum Fin Coils** – Both indoor and outdoor coils are designed to optimize heat transfer, minimize size and cost, and increase durability and reliability.
- **Permanently Lubricated Motor** – A heavy duty PSC motor for long lasting reliability and quiet operation. Requires no maintenance and is completely protected from rain and snow.
- **Full Service Valves** – These brass valves are easily accessible and simplify servicing of the refrigeration system.
- **Louvered Condenser Guard** – Durable metal guard protects the coil from yard hazards and extreme weather.
- **Removable Top Grille Assembly** – Allows ease of service from the top without disconnecting fan motor leads.
- **One Piece Top/Orifice** – Designed for maximum airflow and quiet operation.
- **Easy Compressor and Control Access** – Designed to make servicing easier for the contractor, access panels are provided to all controls and the compressor from the side of the unit.
- **8 Year Limited All Parts Warranty, 5 Year Quality Pledge** – The best in the industry and has proven to be a major benefit to the consumer.

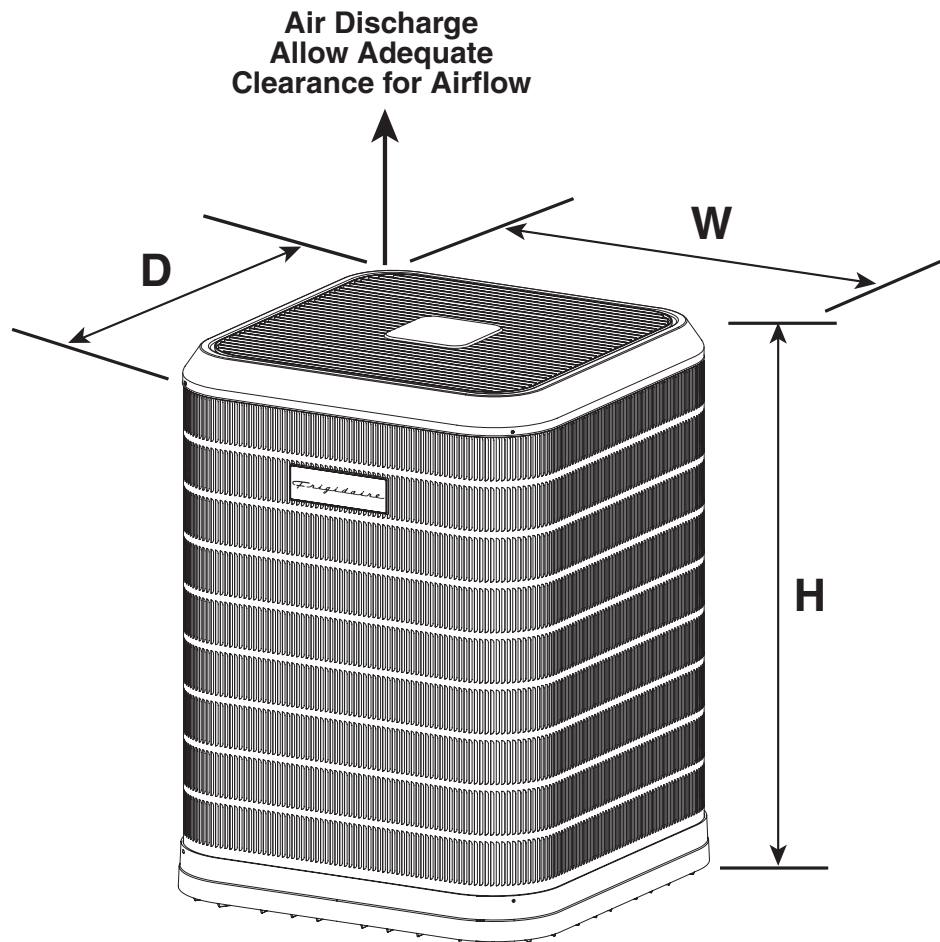
MODEL IDENTIFICATION CODES



DIMENSIONS

AIR CONDITIONER OUTDOOR SECTION

FS5BD-	018KA	024KA	030KA	036KA	042KA	048KA	060KA
H	24-1/4	28-1/4	36-1/4	36-1/4	33	33	45
W	23-1/4	23-1/4	23-1/4	23-1/4	31-1/4	31-1/4	31-1/4
D	23-1/4	23-1/4	23-1/4	23-1/4	31-1/4	31-1/4	31-1/4



PHYSICAL AND ELECTRICAL SPECIFICATIONS / OUTDOOR UNITS

13 SEER — High Efficiency — Single Phase

Model Number FS5BD-		018KA	024KA	030KA	036KA	042KA	048KA	060KA	
Electrical Data	Volts-Cycles-Phase (1)	208/230-60-1	208/230-60-1	208/230-60-1	208/230-60-1	208/230-60-1	208/230-60-1	208/230-60-1	
	Total Amps	8.9	12.3	16.4	17.2	17.8	22.9	29.6	
	Delay Fuse Max. (2)	15	25	35	35	35	45	60	
	Min. Circuit Ampacity	11.1	15.2	20.6	21.0	21.9	28.3	36.7	
Component Data	Coil	Area	8.23	9.88	13.22	13.22	17.74	17.74	25.42
		Rows-FPI	1 - 22	1 - 22	1 - 22	1 - 22	1 - 22	1 - 22	1 - 22
		Tube Dia	3/8" O.D.	3/8" O.D.	3/8" O.D.	3/8" O.D.	3/8" O.D.	3/8" O.D.	3/8" O.D.
	Fan Motor	Type	PSC	PSC	PSC	PSC	PSC	PSC	PSC
		Amps	0.34	0.67	0.67	1.20	1.40	1.40	1.40
		HP	1/20	1/10	1/10	1/4	1/4	1/4	1/4
	Fan Blade	Dia-# Blades	18" - 2	18" - 3	18" - 3	18" - 3	24" - 2	24" - 2	24" - 2
		SCFM	1410	1985	3000	3000	4000	4000	4000
	Compressor Data	RLA	9	12	16	16	16	22	28
		LRA	40	54	68	77	77	97	141
Refrigerant suction line- Length/O.D. (Liq. Line All Lengths - 3/8" O.D.)	0-24 ft.	3/4"	3/4"	3/4"	3/4"	7/8"	7/8"	7/8"	
	25-39 ft.	3/4"	3/4"	7/8" (3)	7/8" (3)	7/8"	7/8"	1-1/8" (4)	
	40-75 ft.	3/4"	3/4"	7/8" (3)	7/8" (3)	7/8"	1-1/8" (4)	1-1/8" (4)	
Refrigerant Charge in Ounces (Outdoor unit, Indoor Unit 15' Line Set)		78	88	99	110	122	126	160	
Weight Approximate (lbs.)	Net	103	112	124	124	156	176	229	
	Ship	107	117	129	129	162	183	238	

(1) Operating Voltage Range: 187v min. — 253v max.

(2) HACR Type Circuit Breakers may be used.

(3) Requires 7/8" to 3/4" reducer from line to unit.

(4) Requires 7/8" to 1-1/8" reducer from line to unit.

ACCESSORIES - Condensing Unit

Start Assist Kit - 912933

Provides additional starting torque for the compressor motor when operating with low line voltage or high operating temperatures.

Fan Delay Kit (TDR)

911758 - 80-second fan delay

COPPER WIRE SIZE — AWG (1% Voltage Drop)				
Supply Wire Length-Feet				Supply Circuit
200	150	100	50	Ampacity
6	8	10	14	15
4	6	8	12	20
4	6	8	10	25
4	4	6	10	30
3	4	6	8	35
3	4	6	8	40
2	3	4	6	45
2	3	4	6	50

Wire Size based on N.E.C. for 60° type copper conductors.

SYSTEM COOLING CAPACITIES

13 SEER — High Efficiency — Single Phase

Outdoor Unit	Indoor Piston Coil	Cooling Capacity BTUH	SEER	EER	SCFM	Orifice
018KA	C5B(A,H)-025(C,U)-A+TDR+LLS	17,700	13.0	11.8	525	0.053
024KA	C5B(A,H)-025(C,U)-A+TDR+LLS	24,000	13.0	11.8	700	0.060
024KA	C5B(A,H)-025(C,U)-A+TDR+LLS	24,000	13.0	11.8	700	0.060
030KA	C5B(A,H)-030(C,U)-A+TDR+LLS	28,600	13.0	11.3	890	0.065
030KA	C5B(A,H)-030(C,U)-A+TDR+LLS	28,600	13.0	11.3	890	0.065
036KA	C5B(A,H)-037(C,U)-B+TDR+LLS	35,800	13.0	11.4	1,080	0.075
042KA	C5B(A,H)-042(C,U)-B+TDR+LLS	40,000	13.0	11.9	1,400	0.078
048KA	C5B(A,H)-049(C,U)-C+TDR+LLS	47,500	13.0	11.9	1,400	0.089
060KA	C5B(A,H)-060(C,U)-C+TDR+LLS	57,000	13.0	11.2	1,600	0.099

Outdoor Unit	Indoor Piston Air Handler B5BM-	Cooling Capacity BTUH	SEER	EER	SCFM	Orifice
018KA	025K-A+LLS	17,700	13.0	11.8	525	0.053
024KA	025K-A+LLS	24,000	13.0	11.8	700	0.060
024KA	025K-B+LLS	24,000	13.0	11.8	700	0.060
030KA	030K-A+LLS	28,600	13.0	11.3	890	0.065
030KA	030K-B+LLS	28,600	13.0	11.3	890	0.065
036KA	037K-B+LLS	35,800	13.0	11.4	1,080	0.075
042KA	042K-B+LLS	40,000	13.0	11.9	1,400	0.078
048KA	049K-C+LLS	47,500	13.0	11.9	1,400	0.089
060KA	060K-C+LLS	57,000	13.0	11.2	1,600	0.099

Outdoor Unit	Indoor TXV Coil	Cooling Capacity BTUH	SEER	EER	SCFM
018KA	C5B(A,H)-T25(C,U)-A+TDR	17,700	13.0	11.8	525
024KA	C5B(A,H)-T25(C,U)-A+TDR	24,000	13.0	11.8	700
024KA	C5B(A,H)-T25(C,U)-B+TDR	24,000	13.0	11.8	700
030KA	C5B(A,H)-T30(C,U)-A+TDR	28,600	13.0	11.3	890
030KA	C5B(A,H)-T30(C,U)-B+TDR	28,600	13.0	11.3	890
036KA	C5B(A,H)-T37(C,U)-B+TDR	35,800	13.0	11.4	1,080
042KA	C5B(A,H)-T42(C,U)-B+TDR	40,000	13.0	11.9	1,400
048KA	C5B(A,H)-T49(C,U)-C+TDR	47,500	13.0	11.9	1,400
060KA	C5B(A,H)-T60(C,U)-C+TDR	57,000	13.0	11.2	1,600

Outdoor Unit	Indoor TXV Air Handler B5BM-	Cooling Capacity BTUH	SEER	EER	SCFM
018KA	T25K-A	17,700	13.0	11.8	525
024KA	T25K-A	24,000	13.0	11.8	700
024KA	T25K-B	24,000	13.0	11.8	700
030KA	T30K-A	28,600	13.0	11.3	890
030KA	T30K-B	28,600	13.0	11.3	890
036KA	T37K-B	35,800	13.0	11.4	1,080
042KA	T42K-B	40,000	13.0	11.9	1,400
048KA	T49K-C	47,500	13.0	11.9	1,400
060KA	T60K-C	57,000	13.0	11.2	1,600

(1) Field Supplied Piston
 LLS = Liquid Line Solenoid
 TDR = Time Delay Relay included in furnace and air handler
 VSB = Variable Speed Blower

Air handlers and coils used in tables are designed and manufactured by NORDYNE.

See current ARI directory for certified combinations and ratings.

SYSTEM COOLING CAPACITIES (Continued)

14 SEER — High Efficiency — Single Phase

Outdoor Unit	Indoor Piston Coil	Cooling Capacity BTUH	SEER	EER	SCFM	Orifice
018KA	C5B(A,H)-025(U,C)-B+TDR+LLS+VSB-B	17,700	14.0	12.6	720	0.053
024KA	C5B(A,H)-025(U,C)-B+TDR+LLS+VSB-B	24,000	14.0	13.2	720	0.060
030KA	C5B(A,H)-030(U,C)-B+TDR+LLS+VSB-B	28,600	14.0	12.4	885	0.065
036KA	C5B(A,H)-037(U,C)-B+TDR+LLS+VSB-B	35,800	14.0	12.2	1,060	0.075
042KA	C5B(A,H)-048(U,C)-C+TDR+LLS+VSB-C	40,000	14.0	13.3	1,380	0.078
048KA	C5B(A,H)-049(U,C)-C+TDR+LLS+VSB-C	47,500	14.0	12.8	1,380	0.089
060KA	C5B(A,H)-060(U,C)-C+TDR+LLS+VSB-C	57,000	14.0	12.0	1,555	0.099

Outdoor Unit	Indoor Piston Air Handler B5VM-	Cooling Capacity BTUH	SEER	EER	SCFM	Orifice
018KA	025K-B+LLS	17,700	14.0	12.6	720	0.053
024KA	025K-B+LLS	24,000	14.0	13.2	720	0.060
030KA	030K-B+LLS	28,600	14.0	12.4	885	0.065
036KA	037K-B+LLS	35,800	14.0	12.2	1,060	0.075
042KA	048K-C+LLS	40,000	14.0	13.3	1,380	0.078
048KA	049K-C+LLS	47,500	14.0	12.8	1,380	0.089
060KA	060K-C+LLS	57,000	14.0	12.0	1,555	0.099

Outdoor Unit	Indoor Piston Air Handler B5BM-	Cooling Capacity BTUH	SEER	EER	SCFM	Orifice
018KA	025K-B+LLS+VSB-B	17,700	14.0	12.6	720	0.053
024KA	025K-B+LLS+VSB-B	24,000	14.0	13.2	720	0.060
030KA	030K-B+LLS+VSB-B	28,600	14.0	12.4	885	0.065
036KA	037K-B+LLS+VSB-B	35,800	14.0	12.2	1,060	0.075
042KA	048K-C+LLS+VSB-C	40,000	14.0	13.3	1,380	0.078
048KA	049K-C+LLS+VSB-C	47,500	14.0	12.8	1,380	0.089
060KA	060K-C+LLS+VSB-C	57,000	14.0	12.0	1,555	0.099

Outdoor Unit	Indoor TXV Coil	Cooling Capacity BTUH	SEER	EER	SCFM
018KA	C5B(A,H)-T25(U,C)-B+TDR+VSB-B	17,700	14.0	12.6	720
024KA	C5B(A,H)-T25(U,C)-B+TDR+VSB-B	24,000	14.0	13.2	720
030KA	C5B(A,H)-T30(U,C)-B+TDR+VSB-B	28,600	14.0	12.4	885
036KA	C5B(A,H)-T37(U,C)-B+TDR+VSB-B	35,800	14.0	12.2	1,060
042KA	C5B(A,H)-T42(U,C)-B+TDR+VSB-B	40,000	14.0	13.3	1,380
048KA	C5B(A,H)-T49(U,C)-C+TDR+VSB-C	47,500	14.0	12.8	1,380
060KA	C5B(A,H)-T60(U,C)-C+TDR+VSB-C	57,000	14.0	12.0	1,555

Outdoor Unit	Indoor TXV Air Handler B5VM-	Cooling Capacity BTUH	SEER	EER	SCFM
018KA	T25K-B	17,700	14.0	12.6	720
024KA	T25K-B	24,000	14.0	13.2	720
030KA	T30K-B	28,600	14.0	12.4	885
036KA	T37K-B	35,800	14.0	12.2	1,060
042KA	T42K-B	40,000	14.0	13.3	1,380
048KA	T49K-C	47,500	14.0	12.8	1,380
060KA	T60K-C	57,000	14.0	12.0	1,555

Outdoor Unit	Indoor TXV Air Handler B5BM-	Cooling Capacity BTUH	SEER	EER	SCFM
018KA	T25K-B+VSB-B	17,700	14.0	12.6	720
024KA	T25K-B+VSB-B	24,000	14.0	13.2	720
030KA	T30K-B+VSB-B	28,600	14.0	12.4	885
036KA	T37K-B+VSB-B	35,800	14.0	12.2	1,060
042KA	T42K-B+VSB-B	40,000	14.0	13.3	1,380
048KA	T49K-C+VSB-C	47,500	14.0	12.8	1,380
060KA	T60K-C+VSB-C	57,000	14.0	12.0	1,555

(1) Field Supplied Piston
 LLS = Liquid Line Solenoid
 TDR = Time Delay Relay included in furnace and air handler
 VSB = Variable Speed Blower

Air handlers and coils used in tables are designed and manufactured by NORDYNE.

See current ARI directory for certified combinations and ratings.



CERTIFICATION APPLIES ONLY
WHEN THE COMPLETE
SYSTEM IS LISTED
WITH ARI

We Encourage
Professionalism



Through Technician
Certification by NATE