

---

## TECHNICAL SPECIFICATIONS

---



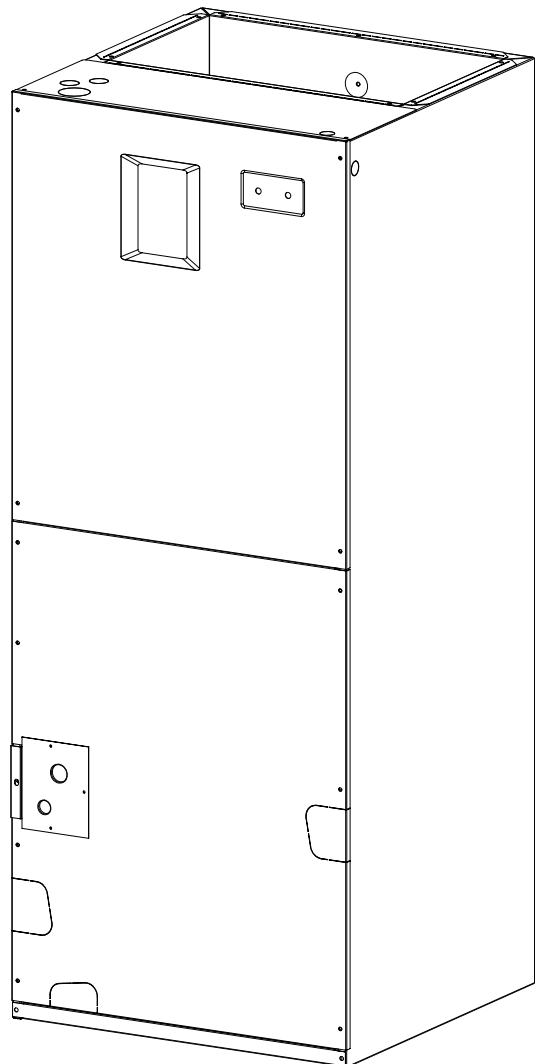
# GB5B(M,V) Series Air Handler

## 13 SEER Residential System 18,000 - 60,000 Btuh (Heat Pump & Air Conditioner)

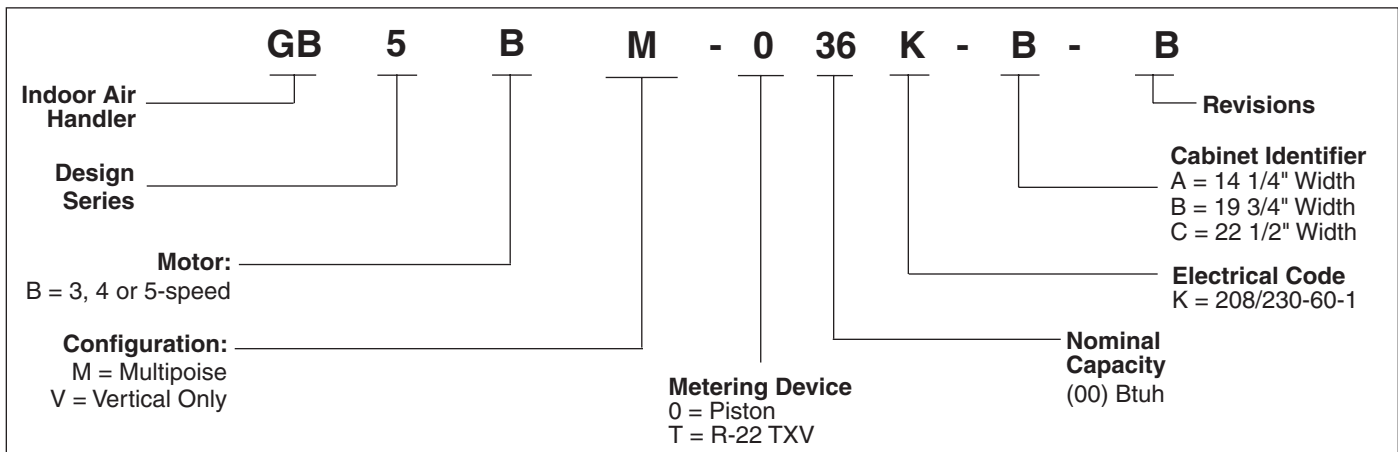
The GB5B(M,V) Series of air handlers, when combined with our heat pump or air conditioner, offer a full line of quality, split system heating and cooling equipment.

### FEATURES and BENEFITS

- **Durable, Attractive Cabinet** — Designed using galvanized steel. The door is also galvanized steel, with a polyester urethane finish. The 950 hour salt spray finish resists corrosion 50% better than comparable units. The plastic drain pan is corrosion-resistant.
- **Multi-poised** — Can be used in horizontal, upflow, downflow and vertical applications.
- **Multi-speed** — Gives flexibility of installation.
- **Ease-of-Service** — Plug-in wire connections and built-in filter rack makes the air handler easy to service.
- **Plug-in Heater Kits** — Available in 5kw - 30 kw (Not for use in 115 Volt units)
- **Circuit Board** — Incorporating blower time delay relay, low voltage terminal strip, and heat-strip sequencing.
- **Air Handler Control Board** — Controls time-sequencing of heat stages with field-selectable sequence timing.
- **Breaker Accessibility** — Breaker accessible from front of unit when heater is applied.
- **No Fasteners on Sides or Back** — Smooth surfaces for ease of installation.
- **Warranty** — Five year limited all parts warranty, a major benefit to the consumer.



# MODEL IDENTIFICATION CODE



## ELECTRICAL DATA

Model Number H6HK-	Voltage	KW	Standard Air Handler (A & B size)				Variable Speed & Std Air Handler (C size)											
			Min. Circuit Ampacity		Max. Over-Current Protection		Min. Circuit Ampacity		Max. Over-Current Protection									
			Circuit A	Circuit B	Circuit C	Single Circuit	Circuit A	Circuit B	Circuit C	Single Circuit	Circuit A	Circuit B	Circuit C	Single Circuit				
005H-XX	240	4.8	-	-	-	30	-	-	-	30	-	-	-	34	-	-	-	40
008H-XX	240	7.5	-	-	-	45	-	-	-	50	-	-	-	48	-	-	-	50
010H-XX	240	9.6	-	-	-	55	-	-	-	60	-	-	-	59	-	-	-	60
015H-XX	240	14.4	55	25	-	80	60	30	-	90	59	25	-	83	60	30	-	90
020H-XX	240	19.2	55	50	-	105	60	60	-	125	59	50	-	109	60	60	-	125
025H-XX	240	24.0	-	-	-	-	-	-	-	-	59	50	25	134	60	60	30	150
030H-XX	240	28.8	-	-	-	-	-	-	-	-	59	50	50	159	60	60	60	175
005H-XX	208	3.6	-	-	-	27	-	-	-	30	-	-	-	30	-	-	-	40
008H-XX	208	5.6	-	-	-	39	-	-	-	40	-	-	-	42	-	-	-	50
010H-XX	208	7.2	-	-	-	48	-	-	-	50	-	-	-	52	-	-	-	60
015H-XX	208	10.8	48	21	-	70	50	25	-	80	52	22	-	73	60	25	-	80
020H-XX	208	14.4	48	43	-	92	50	50	-	100	52	43	-	95	60	50	-	100
025H-XX	208	18.0	-	-	-	-	-	-	-	-	52	43	22	117	60	50	25	125
030H-XX	208	21.6	-	-	-	-	-	-	-	-	52	43	43	138	60	50	50	150
009Q-XX	240	9.0	-	-	-	32	-	-	-	40	-	-	-	36	-	-	-	40
015Q-XX	240	14.4	-	-	-	48	-	-	-	50	-	-	-	52	-	-	-	60
009Q-XX	208	6.8	-	-	-	29	-	-	-	30	-	-	-	32	-	-	-	40
015Q-XX	208	10.8	-	-	-	43	-	-	-	50	-	-	-	46	-	-	-	50

## ACCESSORIES

Accessory Kit Description	Cabinet Size			Order Number
	A	B	C	
Down-flow adaptor kit	X			917342
		X		919321
			X	919322
Single circuit adaptor for 2 circuit breakers	X	X	X	913874
Single circuit adaptor for 3 circuit breakers	n/a	n/a	X	913556
Horizontal conversion kit for vertical-only units	X	X		903749
		X <sup>1</sup>		919405
			X	914730
Variable Speed Blower Conversion Kit	X			919325
		X		919326
			X	919327

<sup>1</sup> Required for \*37 and \*42 models

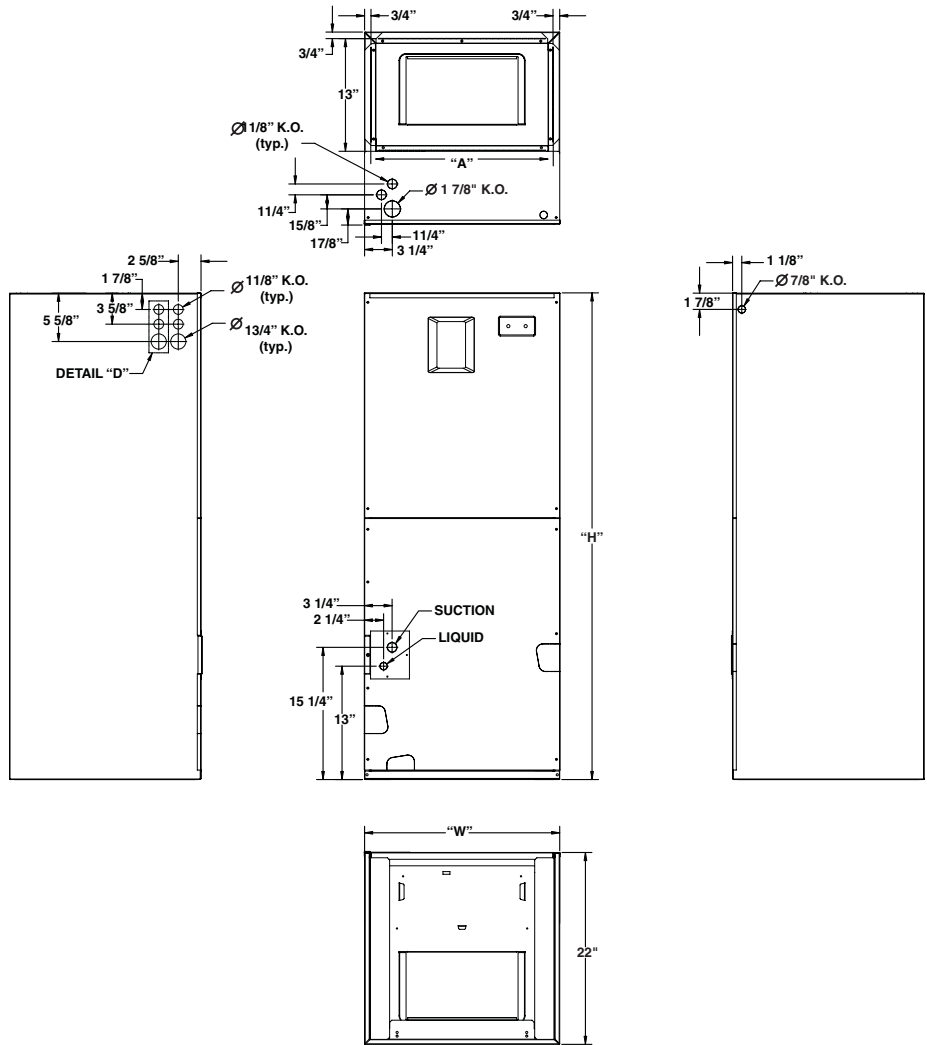
### 240V Single-Phase Heater Kit Application

Nominal KW	Matched Units									Order Number	
	*24/*25K-A	*30K-A	*24/*25K-B	*30K-B	*36K-B	*37K-B	*42K-B	*48/*49K-C	*60K-C	With Circuit Breakers	Without Circuit Breakers
5	X	X	X	X	X	X	X	X	X	904407	904406
8	X	X	X	X	X	X	X	X	X	904409	904408
10	X	X	X	X	X	X	X	X	X	904412	904411
15	n/a	X	X	X	X	X	X	X	X	904414	n/a
20	n/a	n/a	X	X	X	X	X	X	X	904416	n/a
25	n/a	n/a	n/a	n/a	n/a	n/a	n/a	X	X	904417	n/a
30	n/a	n/a	n/a	n/a	n/a	n/a	n/a	X	X	904418	n/a

### 240V Three-Phase Heater Kit Application

Nominal KW	Matched Units									Order Number	
	*24/*25K-A	*30K-A	*24/*25K-B	*30K-B	*36K-B	*37K-B	*42K-B	*48/*49K-C	*60K-C	With Circuit Breakers	Without Circuit Breakers
9	X	X	X	X	X	X	X	X	X	904410	n/a
15	n/a	X	X	X	X	X	X	X	X	904415	n/a

# DIMENSIONS



# SPECIFICATIONS

Model Number GB5B(M,V)-	*24K-A	*25K-A	*30K-A	*24K-B	*25K-B	*30K-B	*36K-B	*37K-B	*42K-B	*48K-C	*49K-C	*60K-C
Nominal cooling capacity - BTUh <sup>1</sup>	24000	24000	30000	24000	24000	30000	36000	36000	42000	48000	48000	60000
Orifice size (if supplied) <sup>2</sup>	0.050	0.061	0.069	0.050	0.061	0.069	0.078	0.078	0.083	0.090	0.090	0.101
Maximum Available Auxiliary Heat	10	10	15	10	10	20	20	20	20	30	30	30
Nominal Blower Size (Dia. x Width)	10 x 6	10 x 6	10 x 6	10 x 8	10 x 8	10 x 8	10 x 8	10 x 8	10 x 8	10 x 10	10 x 10	11 x 10
Motor Hp-speeds-type	1/5-3-PSC	1/5-3-PSC	1/3-3-PSC	1/5-3-PSC	1/5-3-PSC	1/3-3-PSC	1/3-3-PSC	1/3-3-PSC	1/3-3-PSC	1/2-3-PSC	1/2-3-PSC	3/4-5-BDC
Filter Size (supplied internal filter rack) <sup>3</sup>	12x20x1	12x20x1	12x20x1	18x20x1	18x20x1	18x20x1	18x20x1	18x20x1	18x20x1	20x20x1	20x20x1	20x20x1
Approximate Shipping Weight, lbs	87	87	90	107	107	110	110	130	130	150	150	155
Height, "H", in.	43-5/16	43-5/16	43-5/16	43-5/16	43-5/16	43-5/16	43-5/16	49-5/16	49-5/16	55-15/16	55-15/16	55-15/16
Width, "W", in.	14-3/16	14-3/16	14-3/16	19-11/16	19-11/16	19-11/16	19-11/16	19-11/16	19-11/16	22-7/16	22-7/16	22-7/16
Supply Air Outlet Dimension, in.	12-7/8 x 12-3/4	12-7/8 x 12-3/4	12-7/8 x 12-3/4	12-7/8 x 18-1/4	12-7/8 x 18-1/4	12-7/8 x 18-1/4	12-7/8 x 18-1/4	12-7/8 x 18-1/4	12-7/8 x 18-1/4	12-7/8 x 21	12-7/8 x 21	12-7/8 x 21
Ref. Connection Sizes, in. (suc./liq.)	3/4 - 3/8	3/4 - 3/8	3/4 - 3/8	3/4 - 3/8	3/4 - 3/8	3/4 - 3/8	3/4 - 3/8	7/8 - 3/8	7/8 - 3/8	7/8 - 3/8	7/8 - 3/8	7/8 - 3/8

<sup>1</sup> See current ARI Directory for certified combinations and ratings.

<sup>2</sup> When supplied, orifice is sized for most common R-22 13 SEER HP match. See outdoor unit documentation for orifice size.

<sup>3</sup> Filter is not supplied with unit.

# BLOWER PERFORMANCE DATA

Dry Coil ESP		0.10	0.20	0.30	0.40	0.50	0.60	0.70	0.80
<b>*24"/25K, A-Cabinet</b>	Low	683	647	607	563	515	463	406	345
	Corrected ESP <sup>1</sup>	0.00	0.07	0.19	0.30	0.42	0.53	0.65	0.76
	Medium	861	823	781	734	682	625	564	498
	Corrected ESP <sup>1</sup>	0.00	0.00	0.11	0.23	0.36	0.48	0.60	0.72
	High	1072	1026	975	920	860	797	730	659
	Corrected ESP <sup>1</sup>	0.00	0.00	0.00	0.14	0.27	0.40	0.53	0.67
<b>Dry Coil ESP</b>		<b>0.10</b>	<b>0.20</b>	<b>0.30</b>	<b>0.40</b>	<b>0.50</b>	<b>0.60</b>	<b>0.70</b>	<b>0.80</b>
<b>*30K, A-Cabinet</b>	Low	849	825	793	753	704	647	581	508
	Corrected ESP <sup>1</sup>	0.00	0.04	0.15	0.27	0.38	0.50	0.62	0.74
	Medium	1118	1087	1046	997	940	874	799	717
	Corrected ESP <sup>1</sup>	0.00	0.00	0.04	0.17	0.29	0.42	0.55	0.68
	High	1277	1233	1184	1130	1070	1005	935	860
	Corrected ESP <sup>1</sup>	0.00	0.00	0.00	0.10	0.23	0.36	0.49	0.63
<b>Dry Coil ESP</b>		<b>0.10</b>	<b>0.20</b>	<b>0.30</b>	<b>0.40</b>	<b>0.50</b>	<b>0.60</b>	<b>0.70</b>	<b>0.80</b>
<b>*24"/25K, B-Cabinet</b>	Low	708	690	664	628	584	532	471	401
	Corrected ESP <sup>1</sup>		0.08	0.19	0.30	0.41	0.53	0.64	0.76
	Medium	909	904	886	854	810	753	683	600
	Corrected ESP <sup>1</sup>			0.10	0.22	0.33	0.46	0.58	0.71
	High	1118	1132	1126	1101	1056	992	908	805
	Corrected ESP <sup>1</sup>				0.09	0.22	0.35	0.49	0.64
<b>Dry Coil ESP</b>		<b>0.10</b>	<b>0.20</b>	<b>0.30</b>	<b>0.40</b>	<b>0.50</b>	<b>0.60</b>	<b>0.70</b>	<b>0.80</b>
<b>*30"/36"/37K, B-Cabinet</b>	Low	953	915	871	821	764	701	631	555
	Corrected ESP <sup>1</sup>	0.00	0.04	0.16	0.27	0.39	0.51	0.62	0.74
	Medium	1265	1232	1188	1133	1067	991	903	805
	Corrected ESP <sup>1</sup>	0.00	0.00	0.03	0.15	0.28	0.41	0.54	0.68
	High	1427	1385	1333	1270	1196	1113	1018	913
	Corrected ESP <sup>1</sup>	0.00	0.00	0.00	0.09	0.23	0.36	0.50	0.64
<b>Dry Coil ESP</b>		<b>0.10</b>	<b>0.20</b>	<b>0.30</b>	<b>0.40</b>	<b>0.50</b>	<b>0.60</b>	<b>0.70</b>	<b>0.80</b>
<b>*42K, B-Cabinet</b>	Low	1324	1302	1271	1233	1187	1134	1072	1003
	Corrected ESP <sup>1</sup>	0.00	0.06	0.17	0.27	0.38	0.49	0.61	0.72
	Medium	1485	1455	1418	1373	1320	1260	1193	1118
	Corrected ESP <sup>1</sup>	0.00	0.00	0.13	0.24	0.36	0.47	0.58	0.70
	High	1637	1601	1558	1506	1447	1380	1305	1223
	Corrected ESP <sup>1</sup>	0.00	0.00	0.00	0.21	0.33	0.44	0.56	0.68
<b>Dry Coil ESP</b>		<b>0.10</b>	<b>0.20</b>	<b>0.30</b>	<b>0.40</b>	<b>0.50</b>	<b>0.60</b>	<b>0.70</b>	<b>0.80</b>
<b>*48"/49K, C-Cabinet</b>	Low	1605	1606	1592	1565	1524	1468	1399	1316
	Corrected ESP <sup>1</sup>	0	0.11	0.21	0.31	0.42	0.52	0.63	0.74
	Medium	1977	1939	1890	1830	1758	1675	1580	1474
	Corrected ESP <sup>1</sup>	0	0	0.18	0.28	0.39	0.50	0.61	0.72
	High	2264	2182	2095	2003	1906	1805	1698	1586
	Corrected ESP <sup>1</sup>	0.00	0.00	0.00	0.26	0.37	0.49	0.60	0.71
<b>Dry Coil ESP</b>		<b>0.10</b>	<b>0.20</b>	<b>0.30</b>	<b>0.40</b>	<b>0.50</b>	<b>0.60</b>	<b>0.70</b>	<b>0.80</b>
<b>*60K, C-Cabinet</b>	Low	1348	1272	1198	1126	1056	988	922	858
	Corrected ESP <sup>1</sup>	0.00	0.11	0.22	0.33	0.44	0.55	0.65	0.76
	Med-Low	1517	1455	1390	1325	1258	1189	1120	1048
	Corrected ESP <sup>1</sup>	0.00	0.00	0.19	0.30	0.41	0.52	0.63	0.74
	Medium	1799	1752	1702	1650	1596	1539	1481	1420
	Corrected ESP <sup>1</sup>	0.00	0.00	0.00	0.25	0.36	0.47	0.58	0.69
	Med-High	1956	1910	1862	1811	1756	1699	1639	1575
	Corrected ESP <sup>1</sup>	0.00	0.00	0.00	0.22	0.33	0.44	0.55	0.66
	High	2146	2099	2050	2000	1948	1894	1839	1783
	Corrected ESP <sup>1</sup>	0.00	0.00	0.00	0.00	0.29	0.40	0.51	0.62

## Notes:

- 1) Airflow is shown in cfm, +/- 5%.
- 2) External static pressure (ESP) is shown in inches w.c.
- 3) See unit nameplate or installation instructions for maximum recommended external static pressure.

<sup>1</sup> ESP estimate with wet coil and filter



CERTIFICATION APPLIES ONLY WHEN THE COMPLETE SYSTEM IS LISTED WITH ARI

