


**FT4BD Series
R-410A High Efficiency
Heat Pump
13 SEER Residential System
1 1/2 – 5 Ton Capacity**

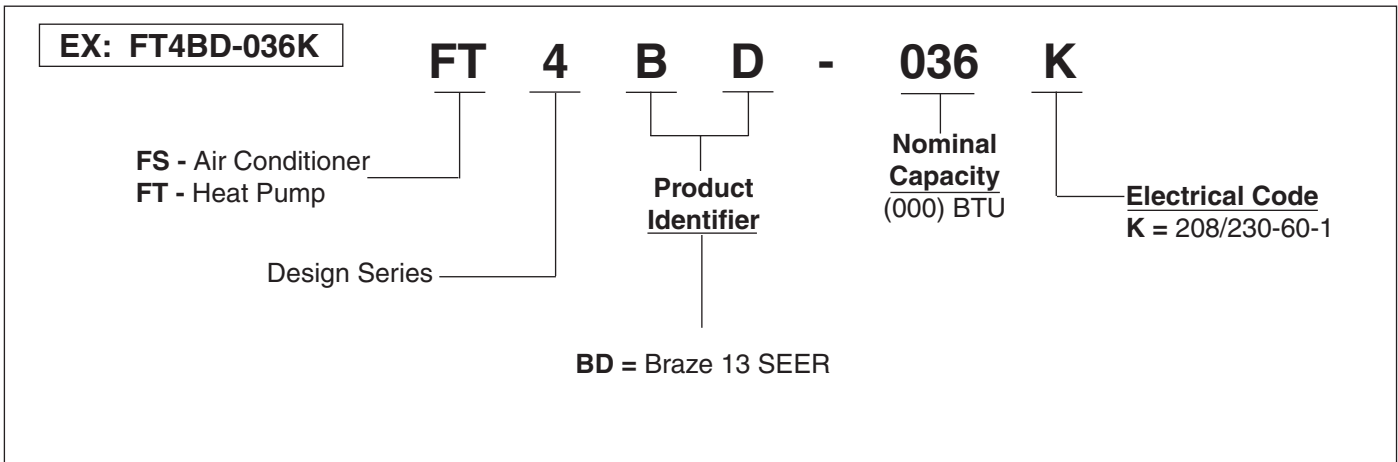
Tappan now offers the choice of a heat pump that uses a more efficient and environmentally friendly refrigerant designated R-410A. The FT4BD Series of heat pumps offers exceptional performance. The unit, when combined with our engineered coils or air handlers, offers a full line of quality, split system cooling equipment.



FEATURES and BENEFITS

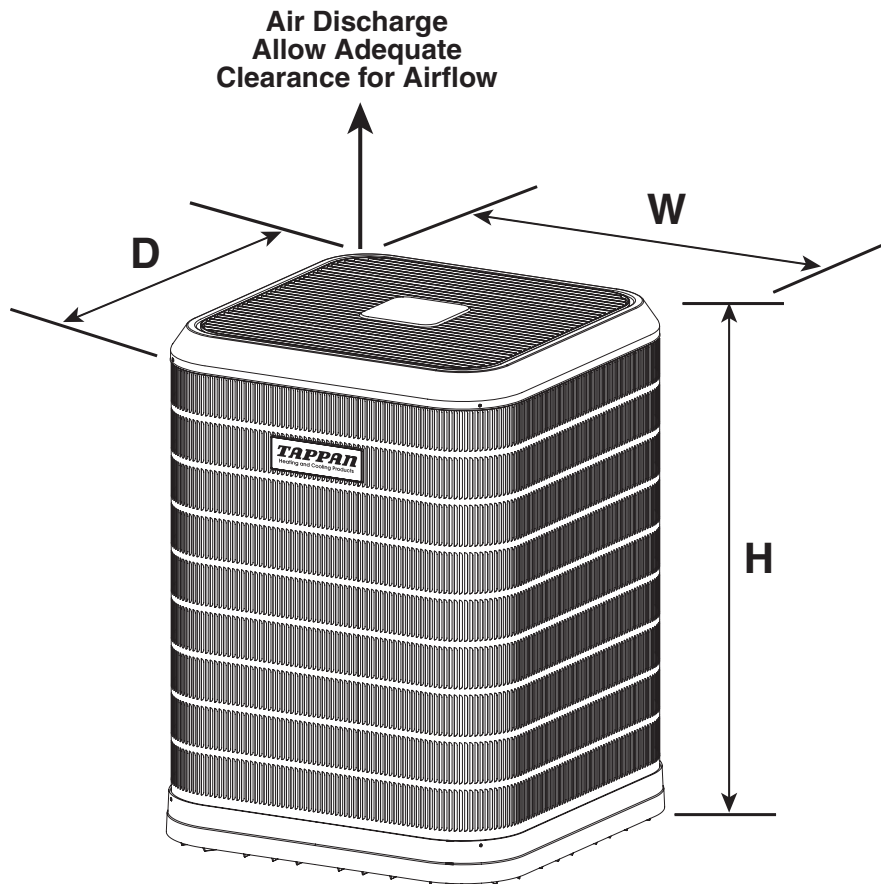
- **R-410A Refrigerant** – Earth friendly non-ozone depleting refrigerant.
- **Designed using galvanized steel** – with a polyester urethane coat finish. The 950 hour salt spray finish resists corrosion 50% better than comparable units.
- **Copper Tube / Aluminum Fin Coils** – Both indoor and outdoor coils are designed to optimize heat transfer, minimize size and cost, and increase durability and reliability.
- **Permanently Lubricated Motor** – A heavy duty PSC motor for long lasting reliability and quiet operation. Requires no maintenance and is completely protected from rain and snow.
- **Full Port Service Valves** – Full port brass ball valves provide low pressure drop and ease of service. The valves are actuated by 1/4 turn full open to full close.
- **Louvered Condenser Guard** – Durable metal guard protects the coil from yard hazards and extreme weather.
- **Removable Top Grille Assembly** – Allows ease of service from the top without disconnecting fan motor leads.
- **Swept-Wing Fan Blade** – Designed to significantly reduce unwanted noise.
- **High Pressure Switch** – Protects against abnormally high system pressures. Auto-reset feature prevents nuisance service visits.
- **Liquid Line Filter Drier** – Included with unit, field installed.
- **One Piece Top/Orifice** – Designed for maximum airflow and quiet operation.
- **Five Minute Restart Time Delay** – When the unit shuts down, a five minute delay keeps the unit from restarting, eliminating the highest cause for compressor failure.
- **Easy Compressor and Control Access** – Designed to make servicing easier for the contractor, access panels are provided to all controls and the compressor from the side of the unit.
- **8 Year Limited All Parts Warranty, 5 Year Quality Pledge** – The best in the industry and has proven to be a major benefit to the consumer.

MODEL IDENTIFICATION CODES



DIMENSIONS AIR CONDITIONER OUTDOOR SECTION

FT4BD	018K	024K	030K	036K	042K	048K	060K
H	33	37	41	45	41	45	45
W	31 1/4	31 1/4	31 1/4	31 1/4	31 1/4	31 1/4	31 1/4
D	31 1/4	31 1/4	31 1/4	31 1/4	31 1/4	31 1/4	31 1/4



PHYSICAL AND ELECTRICAL SPECIFICATIONS / OUTDOOR UNITS

13 SEER — High Efficiency — Single Phase

Model Number FT4BD		018K	024K	030K	036K	042K	048K	060K	
Electrical Data	Volts-Cycles-Phase (1)	208/230-60-1	208/230-60-1	208/230-60-1	208/230-60-1	208/230-60-1	208/230-60-1	208/230-60-1	
	Total Amps	9.96	14.44	15.08	17.64	19.32	23.16	27.64	
	Delay Fuse Max. (2)	20	30	30	35	40	45	50	
	Min. Circuit Ampacity	12.2	17.8	18.6	21.8	23.8	28.6	34.2	
Condenser Data	Coil	Area	17.5	20.3	22.8	25.4	22.8	25.4	25.4
		Rows-FPI	1-20	1-20	1-20	1-20	2-16	2-16	2-16
		Tube Dia	3/8" O.D.	3/8" O.D.	3/8" O.D.	3/8" O.D.	3/8" O.D.	3/8" O.D.	3/8" O.D.
	Fan Motor	Type	PSC	PSC	PSC	PSC	PSC	PSC	PSC
		Amps	1.0	1.0	1.0	1.0	1.4	1.4	1.4
		Watts-HP	0.25	0.25	0.25	0.25	0.25	0.25	0.25
	Fan Blade	Dia-# Blades	24"- 2	24"- 2	24"- 2	24"- 2	24"- 2	24"- 2	24"- 2
		SCFM	3000	3200	3300	3400	3700	3800	3800
	Compressor Data	RLA	10	15	15.7	18.6	20	24.3	29.3
		LRA	48	58.3	73	79	112	117	134
Refrigerant suction line O.D.(all length of liquid line are 3/8" O.D.)	0-24 ft.	3/4"	3/4"	3/4"	7/8"	7/8"	7/8"	7/8"	
	25-39 ft.	3/4"	3/4"	3/4"	7/8"	7/8"	7/8"	1-1/8" (3)	
	40-75 ft.	3/4"	3/4"	3/4"	7/8"	7/8"	7/8"	1-1/8" (3)	
Refrigerant charge (R-410A) in ounces for outdoor unit, indoor unit and 15' lineset.		112	138	145	168	243	248	248	
Weight Approximate (lbs.)	Net	166	171	176	181	247	280	290	
	Ship	175	180	185	190	260	295	305	

(1) Operating Voltage Range: 187v min. — 253v max.

(2) HACR Type Circuit Breakers may be used.

(3) Requires 7/8" to 1-1/8" reducer from line to unit.

ACCESSORIES - Condensing Unit

Start Assist Kit - 912933

Provides additional starting torque for the compressor motor when operating with low line voltage or high operating temperatures.

COPPER WIRE SIZE — AWG (1% Voltage Drop)				
Supply Wire Length-Feet				Supply Circuit Ampacity
200	150	100	50	
6	8	10	14	15
4	6	8	12	20
4	6	8	10	25
4	4	6	10	30
3	4	6	8	35
3	4	6	8	40
2	3	4	6	45
2	3	4	6	50

Wire Size based on N.E.C. for 60° type copper conductors.

SYSTEM COOLING CAPACITIES

13 SEER — High Efficiency — Single Phase

Outdoor Unit Model Number FT4BD-	Indoor Unit Model Number C5B(A,H)-	Cooling Capacity Btuh	SEER	EER	Heating Capacity BTUH @ 47°F	HSPF	Nominal SCFM	Required Indoor Orifice (1)
018K	024(U,C)-A	18,000	13.0	12.2	18,000	8.0	650	.050
024K	024(U,C)-(A,B)	23,600	13.0	12.6	23,600	8.0	750	.055
030K	030(U,C)-(A,B)	29,400	13.0	12.0	30,000	8.0	850	.065
036K	036(U,C)-B	35,400	13.0	11.8	36,000	8.0	1200	.073
042K	042(U,C)-B	39,600	13.0	11.7	41,000	8.0	1400	.077
048K	048(U,C)-(B,C)	48,000	13.0	12.0	48,000	8.0	1600	.080
060K	060(U,C)-C	59,500	13.0	11.7	58,000	8.0	1750	.089

Outdoor Unit Model Number FT4BD-	Indoor Unit Model Number B5BM-	Cooling Capacity Btuh	SEER	EER	Heating Capacity BTUH @ 47°F	HSPF	Nominal SCFM	Required Indoor Orifice (1)
018K	024K-A	18,000	13.0	12.2	18,000	8.0	650	.050
024K	024K-(A,B)	23,600	13.0	12.6	23,600	8.0	750	.055
030K	030K-(A,B)	29,400	13.0	12.0	30,000	8.0	850	.065
036K	036K-B	35,400	13.0	11.8	36,000	8.0	1200	.073
042K	042K-B	39,600	13.0	11.7	41,000	8.0	1400	.077
048K	048K-C	48,000	13.0	12.0	48,000	8.0	1600	.080
060K	060K-C	59,500	13.0	11.7	58,000	8.0	1750	.089

¹ Orifice supplied with outdoor unit.

See current ARI Directory for certified combinations and ratings

14 SEER — High Efficiency — Single Phase

Outdoor Unit Model Number FT4BD-	Indoor Unit Model Number C5B(A,H)-	Cooling Capacity Btuh	SEER	EER	Heating Capacity BTUH @ 47°F	HSPF	Nominal SCFM	Required Indoor Orifice (1)
018K	024(C,U)-B+VSB-B	18,400	14	12.9	18,000	8.0	600	0.050
024K	024(C,U)-B+VSB-B	24,000	14	13.4	23,200	8.5	750	0.055
030K	030(C,U)-B+VSB-B	29,600	14	12.9	29,600	8.5	900	0.065
036K	036(C,U)-B+VSB-B	35,800	14	12.6	37,800	8.5	1180	0.073
042K	048(C,U)-C+VSB-C	41,500	14	13.5	41,500	8.5	1400	0.077
048K	048(C,U)-C+VSB-C	48,500	14	13.0	47,500	8.5	1600	0.080
060K	060(C,U)-C+VSB-C	59,500	14	11.9	57,500	8.5	1700	0.089

Outdoor Unit Model Number FT4BD-	Indoor Unit Model Number B5VM-	Cooling Capacity Btuh	SEER	EER	Heating Capacity BTUH @ 47°F	HSPF	Nominal SCFM	Required Indoor Orifice (1)
018K	024K-B	18,400	14	12.9	18,000	8.0	600	0.050
024K	024K-B	24,000	14	13.4	23,200	8.5	750	0.055
030K	030K-B	29,600	14	12.9	29,600	8.5	900	0.065
036K	036K-B	35,800	14	12.6	37,800	8.5	1180	0.073
042K	048K-C	41,500	14	13.5	41,500	8.5	1400	0.077
048K	048K-C	48,500	14	13.0	47,500	8.5	1600	0.080
060K	060K-C	59,500	14	11.9	57,500	8.5	1700	0.089

¹ Orifice supplied with outdoor unit.

See current ARI Directory for certified combinations and ratings



CERTIFICATION APPLIES ONLY WHEN THE COMPLETE SYSTEM IS LISTED WITH ARI

062C-0606 (Replaces 062C-0306)

Trademark Tappan used under license.

Before purchasing this appliance, read important energy cost and efficiency information available from your retailer. Specifications and illustrations subject to change without notice and without incurring obligations.