


FS3BA-(-)(C,K)(A,B) Series High Efficiency Air Conditioner 10 SEER 1-1/2 – 5 Ton Capacity

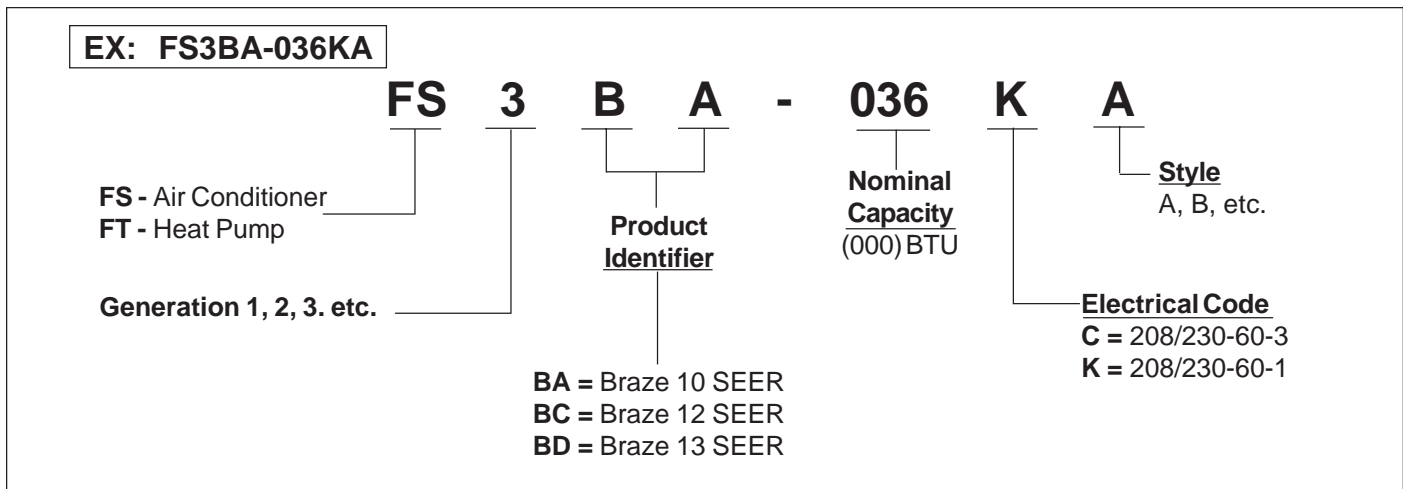
The FS3BA Series of air conditioners offers exceptional performance from a small, compact package. The unit, when combined with our engineered coils or air handlers, offers a full line of quality, split system cooling equipment. Units are ideally sized for slab or rooftop mounting in single, multifamily, and light commercial applications.



FEATURES and BENEFITS

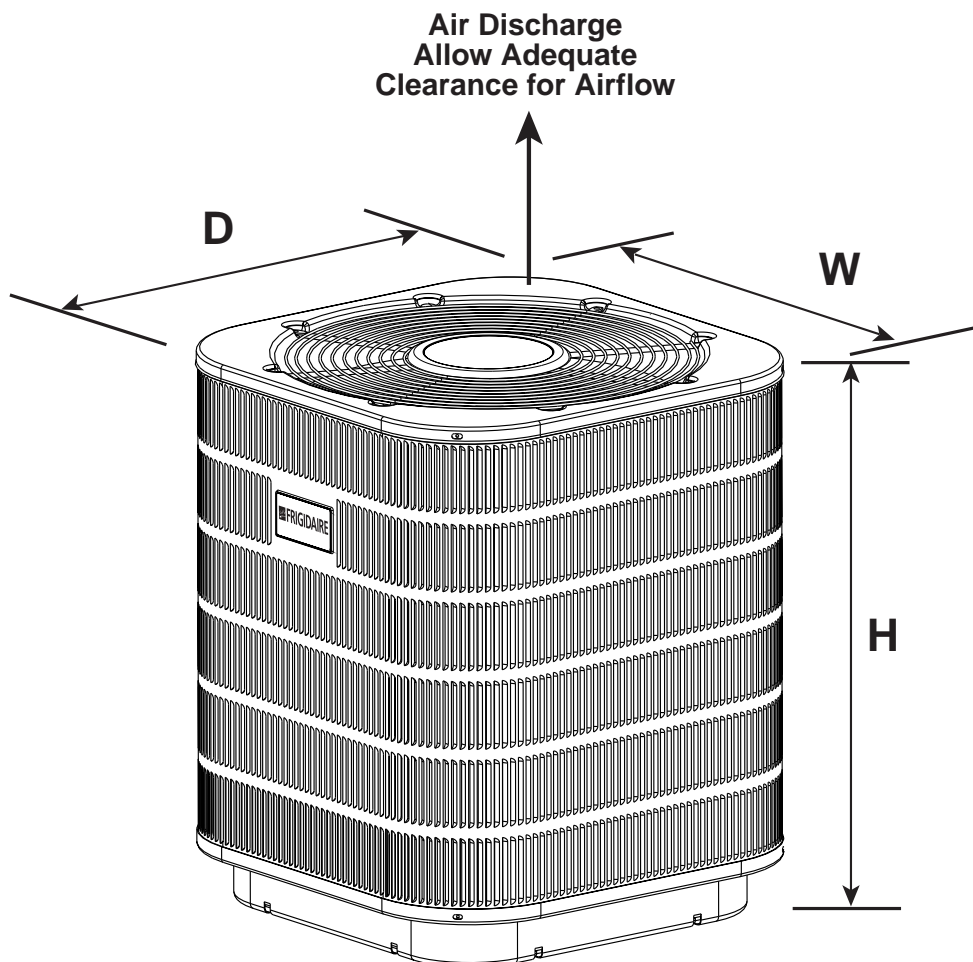
- **Designed using galvanized steel** with a polyester urethane finish. The 950 hour salt spray finish resists corrosion 50% better than comparable units.
- **Copper Tube / Aluminum Fin Coils** – Both indoor and outdoor coils are designed to optimize heat transfer, minimize size and cost, and increase durability and reliability.
- **Permanently Lubricated Motor** – A heavy duty PSC motor for long lasting reliability and quiet operation. Requires no maintenance and is completely protected from rain and snow.
- **Full Service Valves** – These brass valves are easily accessible and simplify servicing of the refrigeration system.
- **Louvered Condenser Guard** – Durable metal guard protects the coil from yard hazards and extreme weather.
- **Removable Top Grille Assembly** – Allows ease of service from the top without disconnecting fan motor leads.
- **One Piece Top/Orifice** – Designed for maximum airflow and quiet operation.
- **2-1/2" Pedestal Base** – The sturdy base keeps the bottom of the coil out of harms way. Secondly, the base has weep holes along the edge to allow the water from rain to flow away from the unit.
- **Five Minute Restart Time Delay** – When the unit shuts down, a five minute delay keeps the unit from restarting, eliminating the highest cause for compressor failure.
- **Easy Compressor and Control Access** – Designed to make servicing easier for the contractor, access panels are provided to all controls and the compressor from the side of the unit.
- **8 Year Limited Parts Warranty and 5 Year Quality Pledge** – The best in the industry and has proven to be a major benefit to the consumer.

MODEL IDENTIFICATION CODES



DIMENSIONS OUTDOOR SECTION

FS3BA-	18KA	024KA	030KA	036KA	042KA	048KA	060KB
H	22-1/2	22-1/2	22-1/2	22-1/2	30-1/2	34-1/2	30-1/2
W	22-1/2	22-1/2	22-1/2	22-1/2	22-1/2	22-1/2	30-1/2
D	22-1/2	22-1/2	22-1/2	22-1/2	22-1/2	22-1/2	30-1/2



PHYSICAL AND ELECTRICAL SPECIFICATIONS / OUTDOOR UNITS

10 SEER — High Efficiency — Single Phase

Model No. FS3BA-		018KA	024KA	030KA	036KA	042KA	048KA	060KB	
Electrical Data	Volts-Cycles-Phase (1)	208/230-60-1	208/230-60-1	208/230-60-1	208/230-60-1	208/230-60-1	208/230-60-1	208/230-60-1	
	Total Amps	9.2	10.5	14.8	15.9	18.1	23.2	26.5	
	Max. Overcurrent (2)	15	20	30	30	35	50	50	
	Min. Circuit Ampacity	11.4	12.9	18.2	19.7	22.4	28.6	32.7	
Component Data	Coil	Area	8.3	8.3	8.3	8.3	11.5	13.2	20.2
		Rows-FPI	1-14	1-14	1-18	1-22	1-20	1-18	1-22
		Tube Dia.	3/8 O.D.	3/8 O.D.	3/8 O.D.	3/8 O.D.	3/8 O.D.	3/8 O.D.	3/8 O.D.
	Fan Motor	Type	PSC	PSC	PSC	PSC	PSC	PSC	PSC
		Amps	0.67	0.67	1.13	1.13	1.13	1.4	1.5
		HP	1/10	1/10	1/8	1/8	1/8	1/4	1/4
	Fan Blade	Dia.-#Blades	18 in. - 3	18 in. - 3	18 in. - 3	18 in. - 3	18 in. - 3	18 in. - 4	24 in. - 3
		SCFM	2100	2100	2500	2500	2500	3000	4000
	Compressor Data*	RLA	8.6	9.8	13.7	14.8	17.0	21.8	25.0
		LRA	49	56	75	96	105	131	150
Refrigerant Suction Line-Length/O.D. (Liq. Line All Lengths - 3/8"O.D.)	15-24 ft.	5/8" (3)	5/8" (3)	3/4"	3/4"	3/4"	7/8"	7/8"	
	25-39 ft.	5/8" (3)	3/4"	3/4"	3/4"	7/8" (4)	7/8"	1-1/8" (5)	
	40-75 ft.	3/4"	3/4"	3/4"	7/8" (4)	7/8" (4)	7/8"	1-1/8" (5)	
Refrigerant Charge R-22 Ounces	(Outdoor unit, Indoor Unit 15' Line Set)	63	64	68	69	87	115	122	
Weight Approximate (lbs.)	Net	126	128	134	138	147	153	218	
	Ship	132	134	140	144	154	165	230	

10 SEER — High Efficiency — Three Phase

Model No. FS3BA-		036CA	048CA	060CB	
Electrical Data	Volts-Cycles-Phase (1)	208/230-60-3	208/230-60-3	208/230-60-3	
	Total Amps	11.3	14.2	20.1	
	Max. Overcurrent (2)	20	30	40	
	Min. Circuit Ampacity	13.9	17.4	24.7	
Component Data	Coil	Area	8.3	13.2	17.7
		Rows-FPI	1-22	1-18	1-22
		Tube Dia.	3/8 O.D.	3/8 O.D.	3/8 O.D.
	Fan Motor	Type	PSC	PSC	PSC
		Amps	1.13	1.4	1.5
		HP	1/8	1/4	1/4
	Fan Blade	Dia.-#Blades	18 in. - 3	18 in. - 4	24 in. - 3
		SCFM	2500	3000	4000
	Compressor Data*	RLA	10.2	12.8	18.6
		LRA	75	91	128
Refrigerant Suction Line-Length/O.D. (Liq. Line All Lengths - 3/8"O.D.)	15-24 ft.	3/4"	7/8"	7/8"	
	25-39 ft.	3/4"	7/8"	1-1/8" (5)	
	40-75 ft.	7/8" (4)	7/8"	1-1/8" (5)	
Refrigerant Charge R-22 Ounces	(Outdoor unit, Indoor Unit 15' Line Set)	69	115	114	
Weight Approximate (lbs.)	Net	128	162	190	
	Ship	134	174	202	

COPPER WIRE SIZE — AWG (1% Voltage Drop)				
Supply Wire Length-Feet				Supply Circuit Ampacity
200	150	100	50	
6	8	10	14	15
4	6	8	12	20
4	6	8	10	25
4	4	6	10	30
3	4	6	8	35
3	4	6	8	40
2	3	4	6	45
2	3	4	6	50

Wire Size based on N.E.C. for 60° type copper conductors.

* Values shown are most severe and may vary slightly depending on the make of the compressor supplied.

- (1) Operating Voltage Range: 198v min. — 253v max.
- (2) HACR Type Circuit Breakers or Time Delay Fuse
- (3) Requires 3/4" to 5/8" reducer from unit to line.
- (4) Requires 7/8" to 3/4" reducer from line to unit.
- (5) Requires 7/8" to 1-1/8" reducer from line to unit.

SYSTEM COOLING CAPACITIES

10 SEER — High Efficiency — Single Phase

Outdoor Unit	With This Coil				
Model Number FS3BA-	Coil C3BA-	Cooling Btuh	SEER	Nominal CFM	Required Orifice Size
018KA	024C/U-A (2)	18,000	10	675	.051 (1)
024KA	024C/U-A (2)	22,800	10	900	.060
030KA	030C/U-B	28,600	10	1125	.063
030KA	036C/U-A (2)	29,000	10	1125	.063 (1)
036(C,K)A	036C/U-B (2)	34,600	10	1350	.067
036(C,K)A	036C/U-A (2)	34,000	10	1150	.067
042KA	042C/U-B	40,000	10	1500	.075
048(C,K)A	048C/U-B (2)	46,000	10	1500	.080
048(C,K)A	048C/U-C	46,000	10	1500	.080
048(C,K)A	043C/U-A	46,000	10	1600	.080
060(C,K)B	060C/U-C (2)	58,000	10	1800	.093

Outdoor Unit	With This Air Handler				
Model Number FS3BA-	Air Handler B3B(M,V)-	Cooling Btuh	SEER	Nominal CFM	Required Orifice Size
018KA	024K-A	18,000	10	675	.051 (1)
024KA	024K-A	23,000	10	900	.060
030KA	030K-A	28,600	10	1125	.063
030KA	030K-B	28,600	10	1125	.063
036(C,K)A	036K-B	34,600	10	1350	.067
042KA	042K-B	40,000	10	1500	.075
048(C,K)A	048K-B	46,000	10	1600	.080
060(C,K)B	060K-C	57,000	10	1700	.093

(1) Supplied with indoor section.

(2) Also available as C3BH Horizontal Case Coil.

See current ARI Directory for certified combinations and ratings.

ACCESSORIES - Condensing Unit

Start Assist Kit - 912933

Provides additional starting torque for the compressor motor when operating with low line voltage or high operating temperatures.

Thermostat

Two thermostats are available.

917004 - Single-Stage

917005 - Two-Stage Heat / One-Stage Cool



CERTIFICATION APPLIES ONLY
WHEN THE COMPLETE SYSTEM
IS LISTED WITH ARI

We Encourage
Professionalism



Through Technician
Certification by NATE

949A-0903 (Replaces 949A-0803)