


**FS4BC Series
R-410A Extra High Efficiency
Air Conditioner
12 SEER Residential System
1-1/2 – 5 Ton Capacity**

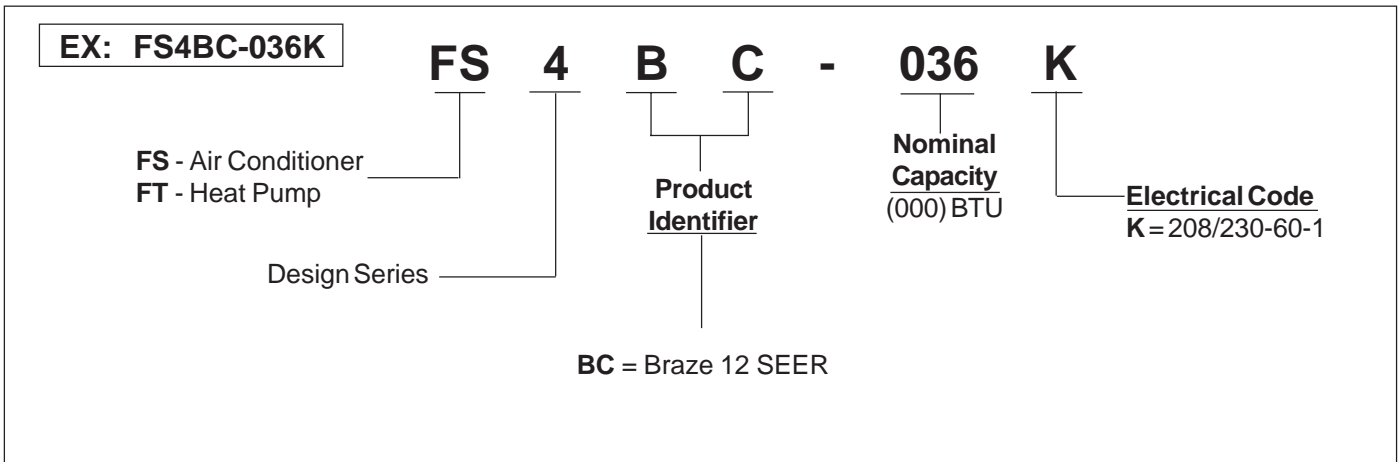
Westinghouse now offers the choice of an air conditioner that uses a more efficient and environmentally friendly refrigerant designated ProLong 410™ (R-410A). The FS4BC Series of air conditioners offers exceptional performance. The unit, when combined with our engineered coils or air handlers, offers a full line of quality, split system cooling equipment.



FEATURES and BENEFITS

- **ProLong 410™ Refrigerant (R-410A)** – Earth friendly non-ozone depleting refrigerant.
- **Designed using galvanized steel** – with a polyester urethane coat finish. The 950 hour salt spray finish resists corrosion 50% better than comparable units.
- **Copper Tube / Aluminum Fin Coils** – Both indoor and outdoor coils are designed to optimize heat transfer, minimize size and cost, and increase durability and reliability.
- **Permanently Lubricated Motor** – A heavy duty PSC motor for long lasting reliability and quiet operation. Requires no maintenance and is completely protected from rain and snow.
- **Full Port Service Valves** – Full port brass ball valves provide low pressure drop and ease of service. The valves are actuated by 1/4 turn full open to full close.
- **Louvered Condenser Guard** – Durable metal guard protects the coil from yard hazards and extreme weather.
- **Removable Top Grille Assembly** – Allows ease of service from the top without disconnecting fan motor leads.
- **High Pressure Switch** – Protects against abnormally high system pressures. Auto-reset feature prevents nuisance service visits.
- **Liquid Line Filter Drier** – Included with unit, field installed.
- **One Piece Top/Orifice** – Designed for maximum airflow and quiet operation.
- **2-1/2" Pedestal Base** – The sturdy base keeps the bottom of the coil out of harms way. Secondly, the base has weep holes along the edge to allow the water from rain to flow away from the unit.
- **Five Minute Restart Time Delay** – When the unit shuts down, a five minute delay keeps the unit from restarting, eliminating the highest cause for compressor failure.
- **Easy Compressor and Control Access** – Designed to make servicing easier for the contractor, access panels are provided to all controls and the compressor from the side of the unit.
- **8 Year Limited All Parts Warranty, 5 Year Quality Pledge, 10 Year Parts Coverage on Compressor** – The best in the industry and has proven to be a major benefit to the consumer.

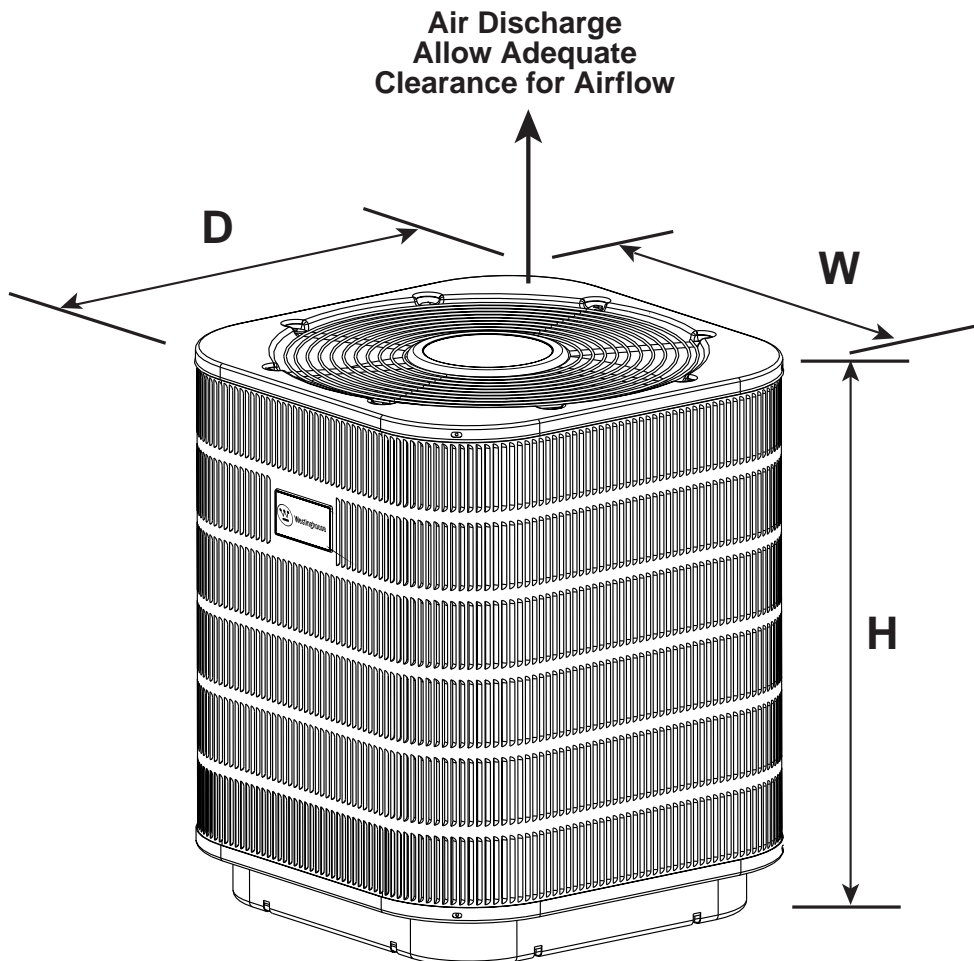
MODEL IDENTIFICATION CODES



DIMENSIONS

AIR CONDITIONER OUTDOOR SECTION

FS4BC-	018	024	030	036	042	048	060
H	26 1/2	30 1/2	26 1/2	26 1/2	30 1/2	34 1/2	42 1/2
W	22 1/2	22 1/2	30 1/2	30 1/2	30 1/2	30 1/2	30 1/2
D	22 1/2	22 1/2	30 1/2	30 1/2	30 1/2	30 1/2	30 1/2



PHYSICAL AND ELECTRICAL SPECIFICATIONS / OUTDOOR UNITS

12 SEER — Extra High Efficiency — Single Phase

Model Number FS4BC-		018	024	030	036	042	048	060	
Electrical Data	Volts-Cycles-Phase (1)	208/230-60-1	208/230-60-1	208/230-60-1	208/230-60-1	208/230-60-1	208/230-60-1	208/230-60-1	
	Total Amps	10.6	9.6	12.8	16.1	17.4	19.6	30.2	
	Delay Fuse Max. (2)	20	20	25	30	35	40	60	
	Min. Circuit Ampacity	13.1	11.9	15.8	19.8	21.4	24.2	37.4	
Condenser Data	Coil	Area	9.9	11.5	15.2	15.2	17.7	20.3	25.4
		Rows-FPI	1-22	1-22	1-22	1-22	1-22	1-22	1-22
		Tube Dia	3/8" O.D.	3/8" O.D.	3/8" O.D.	3/8" O.D.	3/8" O.D.	3/8" O.D.	3/8" O.D.
	Fan Motor	Type	PSC	PSC	PSC	PSC	PSC	PSC	PSC
		Amps	0.34	0.67	1.0	1.4	1.4	1.4	1.4
		Watts-HP	0.1	0.25	0.25	0.25	0.25	0.25	0.25
	Fan Blade	Dia-# Blades	18"-3	18"- 3	24"- 2	24"- 2	24"- 2	24"- 2	24"- 2
		SCFM	2100	2400	3600	3600	3700	3900	4000
	Compressor Data	RLA	10.2	9	11.8	14.7	16	18.2	28.8
		LRA	51	51	59	75	84	103	145
Refrigerant suction line O.D.(all length of liquid line are 3/8" O.D.)	0-24 ft.	3/4"	3/4"	3/4"	3/4"	7/8"	7/8"	7/8"	
	25-39 ft.	3/4"	3/4"	3/4"	7/8" (4)	7/8"	7/8"	1-1/8" (5)	
	40-75 ft.	3/4"	3/4"	3/4"	7/8" (4)	7/8"	7/8"	1-1/8" (5)	
Refrigerant charge (R-410A) in ounces for outdoor unit, indoor unit and 15' lineset.		75	78	94	96	105	136	154	
Weight	Net	98	104	128	142	174	186	238	
	Approximate (lbs.)	Ship	106	113	137	151	186	198	250

* Values shown are most severe and may vary slightly depending on the make of the compressor supplied.

(1) Operating Voltage Range: 187v min. — 253v max.

(2) HACR Type Circuit Breakers may be used.

(3) Requires 3/4" to 5/8" reducer from unit to line.

(4) Requires 7/8" to 3/4" reducer from line to unit.

(5) Requires 7/8" to 1-1/8" reducer from line to unit.

ACCESSORIES - Condensing Unit

Start Assist Kit - 912933

Provides additional starting torque for the compressor motor when operating with low line voltage or high operating temperatures.

COPPER WIRE SIZE — AWG (1% Voltage Drop)				
Supply Wire Length-Feet				Supply Circuit Ampacity
200	150	100	50	
6	8	10	14	15
4	6	8	12	20
4	6	8	10	25
4	4	6	10	30
3	4	6	8	35
3	4	6	8	40
2	3	4	6	45
2	3	4	6	50

Wire Size based on N.E.C. for 60° type copper conductors.

SYSTEM COOLING CAPACITIES

12 SEER — Extra High Efficiency — Single Phase

Outdoor Unit	Indoor Unit	BTUH	SEER	SCFM	Orifice ¹
FS4BC-018K	C3B(A,H)-030(C,U)A	18000	12.00	600	0.045
FS4BC-024K	C3B(A,H)-030(C,U)A	24000	12.00	850	0.055
FS4BC-024K	C3BA-030(C,U)B	24000	12.00	850	0.055
FS4BC-030K	C3B(A,H)-036(C,U)A/B	29600	12.00	950	0.060
FS4BC-036K	C3B(A,H)-042(C,U)B	36000	12.00	1250	0.067
FS4BC-042K	C3B(A,H)-048(C,U)B	40200	12.00	1250	0.070
FS4BC-048K	C3B(A,H)-060(C,U)C	48000	12.00	1600	0.075
FS4BC-060K	C3B(A,H)-060(C,U)C	60000	12.00	1650	0.085

Outdoor Unit	Indoor Unit	BTUH	SEER	SCFM	Orifice ¹
FS4BC-018K	B3B(M,V)-030K-A	18000	12.00	600	0.045
FS4BC-024K	B3B(M,V)-030K-A/B	24000	12.00	850	0.055
FS4BC-030K	B3B(M,V)-036K-A/B	28600	12.00	850	0.060
FS4BC-036K	B3B(M,V)-042K-B	35000	12.00	1125	0.067
FS4BC-042K	B3B(M,V)-048K-B	40000	12.00	1325	0.070
FS4BC-048K	B3B(M,V)-062K-C	48000	12.00	1540	0.075
FS4BC-060K	B3B(M,V)-062K-C	59000	12.00	1650	0.085
FS4BC-060K	B3B(M,V)-066K-C	60000	12.00	1850	0.085

13 SEER — Extra High Efficiency — Single Phase

Outdoor Unit	Indoor Unit	BTUH	SEER	SCFM	Orifice ¹
FS4BC-018K	C3BA-030(C,U)B + VSB	18000	13.00	600	0.045
FS4BC-024K	C3B(A,H)-036(C,U)-B + VSB	24000	13.00	800	0.055
FS4BC-030K	C3B(A,H)-036(C,U)-B + VSB	30000	13.00	850	0.060
FS4BC-036K	C3B(A,H)-048(C,U)-B + VSB	36000	13.00	1250	0.067
FS4BC-042K	C3B(A,H)-048(C,U)-B + VSB	40600	13.00	1250	0.070
FS4BC-048K	C3B(A,H)-060(C,U)-C + VSB	48000	13.00	1600	0.075
FS4BC-060K	C3B(A,H)-060(C,U)-C + VSB	60000	13.00	1600	0.085

Outdoor Unit	Indoor Unit	BTUH	SEER	SCFM	Orifice ¹
FS4BC-018K	B3B(M,V)-030K-B + VSB	18000	13.00	600	0.045
FS4BC-024K	B3B(M,V)-030K-B + VSB	24400	13.00	800	0.055
FS4BC-030K	B3VM-036K-B	29200	13.00	850	0.060
FS4BC-030K	B3B(M,V)-030K-B + VSB	29200	13.00	850	0.060
FS4BC-036K	B3VM-048K-B	36000	13.00	1050	0.067
FS4BC-036K	B3B(M,V)-042K-B + VSB	35400	13.00	1050	0.067
FS4BC-042K	B3VM-048K-B	40400	13.00	1250	0.070
FS4BC-048K	B3VM-062K-C	48500	13.00	1540	0.075
FS4BC-060K	B3VM-062K-C	59500	13.00	1600	0.085
FS4BC-060K	B3VM-066K-C	60000	13.00	1850	0.085

¹ Orifice supplied with outdoor unit.

See current ARI Directory for certified combinations and ratings



We Encourage Professionalism



Through Technician Certification by NATE



CERTIFICATION APPLIES ONLY WHEN THE COMPLETE SYSTEM IS LISTED WITH ARI

Westinghouse products are manufactured and distributed by NORDYNE.

and Westinghouse are trademarks of Westinghouse Electric Corporation and used under license to NORDYNE.

623B-1104 (Replaces 0404)

Before purchasing this appliance, read important energy cost and efficiency information available from your retailer. Specifications and illustrations subject to change without notice and without incurring obligations.