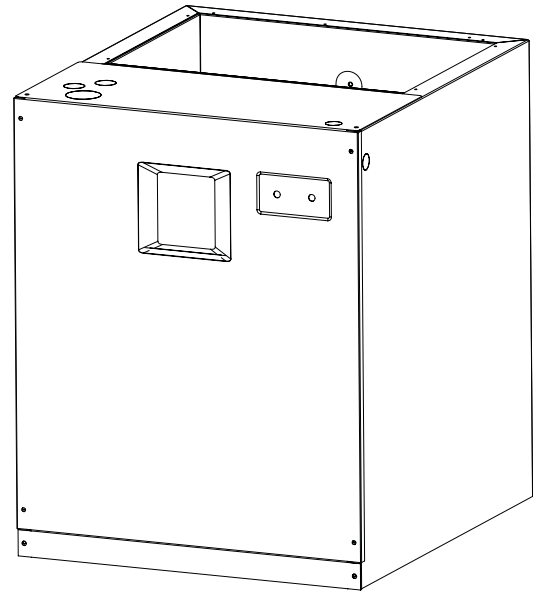


MB5(B,V)M Series Modular Indoor Blower 13+ SEER Residential System 18,000 - 60,000 Btuh (Heat Pump & Air Conditioner)

The MB5 Series Modular Indoor Blower offers exceptional flexibility for space restricted applications. Match the MB5 with our cased coils to create upflow, downflow, and horizontal two-piece air handlers.

FEATURES and BENEFITS

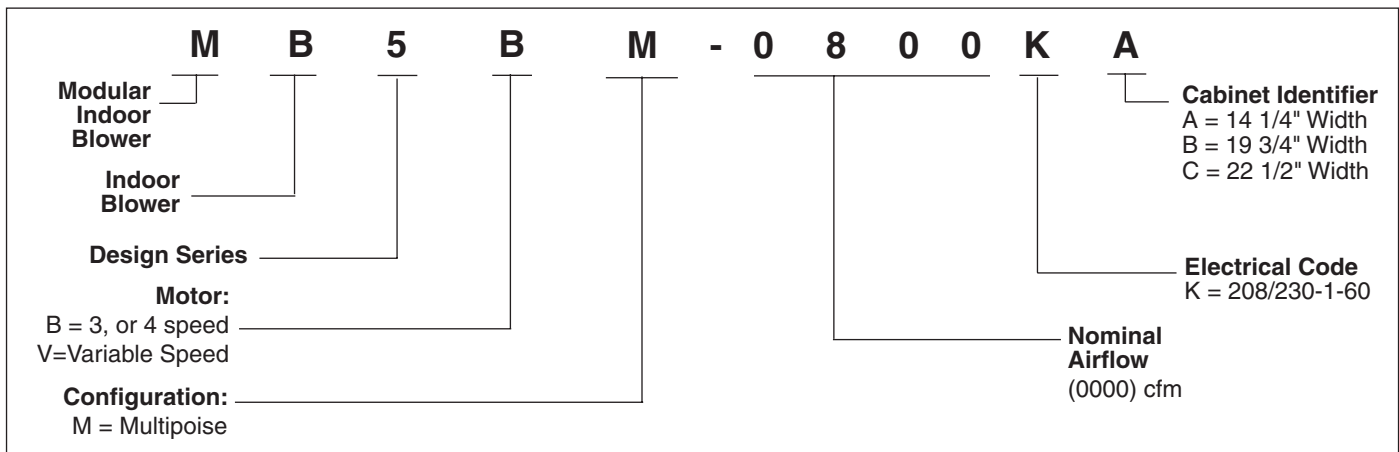
- **Durable, Attractive Cabinet** — Designed using galvanized steel. The door is also galvanized steel, with a polyester urethane finish. The 950 hour salt spray finish resists corrosion 50% better than comparable units. The plastic drain pan is corrosion-resistant.
- **Multi-poised** — Can be used in horizontal, upflow, downflow and vertical applications.
- **Multi-speed** — Gives flexibility of installation.
- **Ease-of-Service** — Plug-in wire connections and modularity make the air handler easy to service.
- **Plug-in Heater Kits** — Available in 5kw - 20kw
- **Circuit Board** — Incorporating blower time delay relay, low voltage terminal strip, and heat-strip sequencing.
- **Air Handler Control Board** — Controls time-sequencing of heat stages with field-selectable sequence timing.
- **Breaker Accessibility** — Breaker accessible from front of unit when heater is applied.
- **No Fasteners on Sides** — Smooth surfaces for ease of installation.
- **Cabinet Insulation** — 1/2" insulation contributes to quiet operation and prevents cabinet sweating in difficult applications.
- **Warranty** — Eight year limited all parts warranty, a major benefit to the consumer.



Additional MB5VM Features:

- **Increased Efficiencies** — Air conditioning and heat pump efficiencies up to 14 SEER and 8.5 HSPF.
- **ECM Variable Speed Motor** — Advanced technology allows for 12 selected cooling airflows and 4 heating airflows to match any application.
- **Quiet Blower Operation** — Extra quiet and smooth blower on and off cycles.
- **Constant Airflow** — Motor automatically adjusts to different static loads.
- **Field selectable delay profiles** — Increase efficiency and comfort.
- **Reduced air stratification** — This results in improved air quality by optimizing humidity removal and filtration capabilities.

MODEL IDENTIFICATION CODE



ELECTRICAL DATA

Heater Kits			Standard Indoor Blower								Variable Speed Indoor Blower							
			Min. Circuit Ampacity				Max. Over-Current Protection				Min. Circuit Ampacity				Max. Over-Current Protection			
			Circuit A	Circuit B	Circuit C	Single Circuit	Circuit A	Circuit B	Circuit C	Single Circuit	Circuit A	Circuit B	Circuit C	Single Circuit	Circuit A	Circuit B	Circuit C	Single Circuit
005H-XX	240	4.8	-	-	-	32.5	-	-	-	40	-	-	-	33.5	-	-	-	40
008H-XX	240	7.5	-	-	-	46.6	-	-	-	50	-	-	-	48.1	-	-	-	50
010H-XX	240	9.6	-	-	-	57.5	-	-	-	60	-	-	-	58.5	-	-	-	60
015H-XX	240	14.4	57.5	25.0	-	82.5	60	30	-	90	58.5	25.0	-	83.5	60	30	-	90
020H-XX	240	19.2	57.5	50.0	-	107.5	60	60	-	125	58.5	50.0	-	108.5	60	50	-	125
025H-XX	240	14.4	57.5	50.0	25.0	132.5	60	60	30	150	58.5	50.0	25.0	133.5	60	30	30	150
030H-XX	240	19.2	57.5	50.0	50.0	157.5	60	60	60	175	58.5	50.0	50.0	158.5	60	50	60	175
005H-XX	208	3.6	-	-	-	29.1	-	-	-	30	-	-	-	30.9	-	-	-	40
008H-XX	208	5.6	-	-	-	41.2	-	-	-	50	-	-	-	43.1	-	-	-	50
010H-XX	208	7.2	-	-	-	50.8	-	-	-	60	-	-	-	52.5	-	-	-	60
015H-XX	208	10.8	50.8	21.6	-	72.4	60	25	-	80	52.5	21.6	-	74.2	60	30	-	80
020H-XX	208	14.4	50.8	43.3	-	94.0	60	50	-	100	52.5	43.3	-	95.8	60	50	-	100
025H-XX	208	10.8	50.8	43.3	21.6	115.7	60	50	25	125	52.5	43.3	21.6	74.2	60	30	25	125
030H-XX	208	14.4	50.8	43.3	43.3	137.3	60	50	50	150	52.5	43.3	43.3	95.8	60	50	50	150
009Q-XX	240	9.0	-	-	-	34.6	-	-	-	40	-	-	-	35.6	-	-	-	40
015Q-XX	240	14.4	-	-	-	50.9	-	-	-	60	-	-	-	51.9	-	-	-	60
009Q-XX	208	6.8	-	-	-	31.1	-	-	-	40	-	-	-	32.1	-	-	-	40
015Q-XX	208	10.8	-	-	-	45.0	-	-	-	50	-	-	-	46.0	-	-	-	50

ACCESSORIES

Accessory Kit Description	Cabinet Size			Order Number
	A	B	C	
Single circuit adaptor for 2 circuit breakers	X	X	X	913874
Single circuit adaptor for 3 circuit breakers	n/a	n/a	X	913556

¹ Required for 042 models

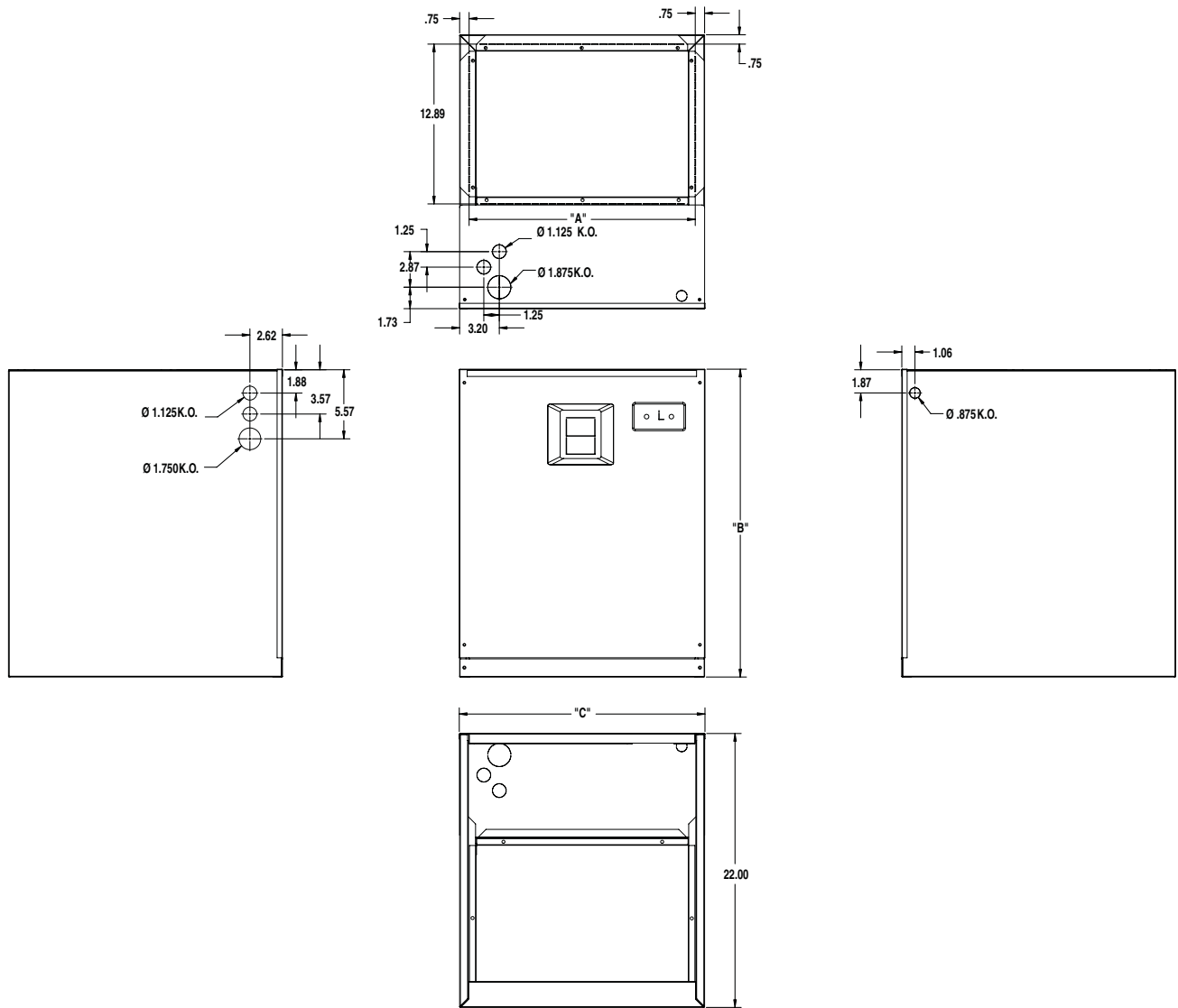
240V Single-Phase Heater Kit Application

Nominal KW	Matched Units					Order Number	
	*800-A	*1200-A	*1200-B	*1600-B	*2000-C	With Circuit Breakers	Without Circuit Breakers
5	X	X	X	X	X	904407	904406
8	X	X	X	X	X	904409	904408
10	X	X	X	X	X	904412	904411
15	n/a	X	X	X	X	904414	n/a
20	n/a	X	X	X	X	904416	n/a
25	n/a	n/a	n/a	n/a	n/a	904417	n/a
30	n/a	n/a	n/a	n/a	n/a	904418	n/a

240V Three-Phase Heater Kit Application

Nominal KW	Matched Units					Order Number	
	*800-A	*1200-A	*1200-B	*1600-B	*2000-C	With Circuit Breakers	Without Circuit Breakers
9	X	X	X	X	X	904410	n/a
15	n/a	X	X	X	X	904415	n/a

DIMENSIONS



SPECIFICATIONS

Model Number MB5-	BM-0800-A	BM-1200-A	BM-1200-B	BM-1600-B	BM-2000-C	VM-1200-A	VM-1600-B	VM-2000-C
Nominal cooling capacity - BTUh ¹	24000	30000	36000	42000	60000	30000	42000	60000
Maximum Available Auxiliary Heat	10	15	20	20	30	10	20	30
Nominal Blower Size (Dia. x Width)	10 x 6	10 x 6	10 x 8	10 x 8	11 x 10	10 x 6	11 x 8	11 x 10
Motor Hp-speeds-type	1/5-3-PSC	1/3-3-PSC	1/3-3-PSC	1/3-3-PSC	3/4-3-PSC	1/2-VS	1/2-VS	3/4-VS
Approximate Shipping Weight, lbs	50	50	60	60	73	50	60	73
Height, "H", in.	24-3/4	24-3/4	24-3/4	24-3/4	27-1/2	24-3/4	24-3/4	27-1/2
Width, "W", in.	14-1/4	14-1/4	19-3/4	19-3/4	22-1/2	14-1/4	19-3/4	22-1/2
Supply Air Outlet Dimension, in.	12-7/8 x 12-3/4	12-7/8 x 12-3/4	12-7/8 x 18-1/4	12-7/8 x 18-1/4	12-7/8 x 21	12-7/8 x 12-3/4	12-7/8 x 18-1/4	12-7/8 x 21

¹ See current ARI Directory for certified combinations and ratings.

BLOWER PERFORMANCE DATA

		Dry Coil ESP	0.10	0.20	0.30	0.40	0.50	0.60	0.70	0.80
0800 A-Cabinet	Low	683	647	607	563	515	463	406	345	
	Corrected ESP*		0.07	0.19	0.30	0.42	0.53	0.65	0.76	
	Medium	861	823	781	734	682	625	564	498	
	Corrected ESP*		0.11	0.23	0.36	0.48	0.60	0.72		
	High	1072	1026	975	920	860	797	730	659	
	Corrected ESP*		0.14	0.27	0.40	0.53	0.67			
		Dry Coil ESP	0.10	0.20	0.30	0.40	0.50	0.60	0.70	0.80
1200 A-Cabinet	Low	849	825	793	753	704	647	581	508	
	Corrected ESP*		0.04	0.15	0.27	0.38	0.50	0.62	0.74	
	Medium	1118	1087	1046	997	940	874	799	717	
	Corrected ESP*		0.04	0.17	0.29	0.42	0.55	0.68		
	High	1277	1233	1184	1130	1070	1005	935	860	
	Corrected ESP*		0.10	0.23	0.36	0.49	0.63			
		Dry Coil ESP	0.10	0.20	0.30	0.40	0.50	0.60	0.70	0.80
1200 B-Cabinet	Low	708	690	664	628	584	532	471	401	
	Corrected ESP*		0.08	0.19	0.30	0.41	0.53	0.64	0.76	
	Medium	909	904	886	854	810	753	683	600	
	Corrected ESP*		0.10	0.22	0.33	0.46	0.58	0.71		
	High	1118	1132	1126	1101	1056	992	908	805	
	Corrected ESP*		0.09	0.22	0.35	0.49	0.64			
		Dry Coil ESP	0.10	0.20	0.30	0.40	0.50	0.60	0.70	0.80
1600 B-Cabinet	Low	1324	1302	1271	1233	1187	1134	1072	1003	
	Corrected ESP*		0.06	0.17	0.27	0.38	0.49	0.61	0.72	
	Medium	1485	1455	1418	1373	1320	1260	1193	1118	
	Corrected ESP*		0.13	0.24	0.36	0.47	0.58	0.70		
	High	1637	1601	1558	1506	1447	1380	1305	1223	
	Corrected ESP*		0.21	0.33	0.44	0.56	0.68			
		Dry Coil ESP	0.10	0.20	0.30	0.40	0.50	0.60	0.70	0.80
2000 C-Cabinet	Low	1880	1820	1750	1680	1610	1540	1460	1390	
	Corrected ESP*		0.11	0.22	0.33	0.44	0.55	0.65	0.76	
	Medium	2030	1970	1900	1830	1750	1670	1590	1510	
	Corrected ESP*		0.25	0.36	0.47	0.58	0.69			
	High	2130	2100	2020	1920	1850	1770	1690	1600	
	Corrected ESP*		0.29	0.40	0.51	0.62				

Notes:

- 1) Airflow is shown in cfm, +/- 5%.
- 2) External static pressure (ESP) is shown in inches w.c.
- 3) See unit nameplate or installation instructions for maximum recommended external static pressure.

* ESP estimate with wet coil and filter

AIRFLOW SELECTION FOR VARIABLE SPEED MODELS

Basic Airflow Setting

A-CABINET						B-CABINET						C-CABINET							
CFM	Switch Number			Nominal Capacity		CFM	Switch Number			Nominal Capacity		CFM	Switch Number			Nominal Capacity			
	1	2	3	4	1.5		2.0	2.5	3.0	3.5	4.0		1	2	3	4	3.0	3.5	4.0
540	0	0	0	1		720	0	0	0	1		1075	0	0	0	1			
600	0	0	0	0		800	0	0	0	0		1135	1	0	0	1			
660	0	0	1	0		850	1	0	0	1		1225	0	0	0	0			
715	1	0	0	1		880	0	0	1	0		1295	1	0	0	0			
790	1	0	0	0		945	1	0	0	0		1380	0	0	1	0			
870	1	0	1	0		1040	1	0	1	0		1460	1	0	1	0			
915	0	1	0	1		1085	0	1	0	1		1525	0	1	0	1			
955	1	1	0	1		1140	1	1	0	1		1625	1	1	0	1			
1015	0	1	0	0		1205	0	1	0	0		1740	0	1	0	0			
1060	0	1	1	0		1265	1	1	0	0		1860	1	1	0	0			
1075	1	1	0	0		1325	0	1	1	0		1960	0	1	1	0			
1165	1	1	1	0		1390	1	1	1	0		2090	1	1	1	0			

Note: 1 = ON, 0 = OFF



CERTIFICATION APPLIES ONLY WHEN THE COMPLETE SYSTEM IS LISTED WITH ARI

