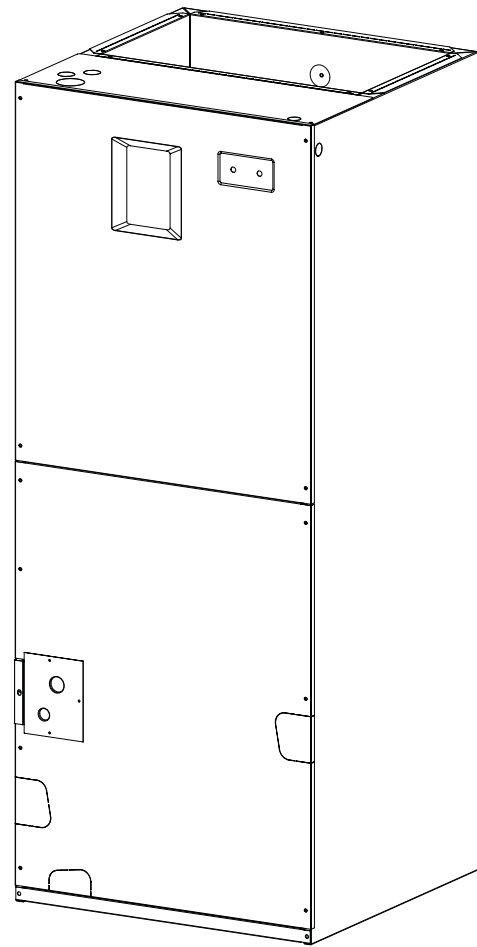


B4VM-X Series Air Handler with TXV 15+ SEER Residential System 24,000 - 60,000 Btuh (Heat Pump & Air Conditioner) R-410A Refrigerant

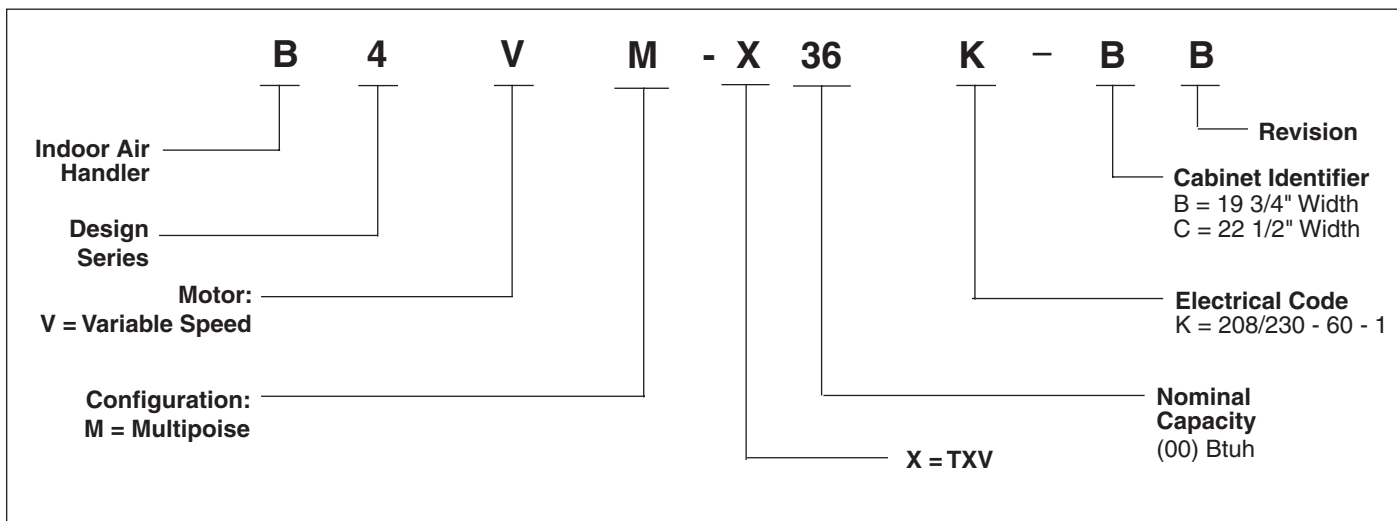
The B4VM-X Series of air handlers, when combined with our 2-stage heat pump or 2-stage air conditioner, offers a full line of quality, split system heating and cooling equipment.

FEATURES and BENEFITS

- **Increased Efficiencies**-Air conditioning and heat pump efficiencies up to 16 SEER and 8.5 HSPF.
- **ECM Variable Speed Motor** - Programmed to provide 12 field-selectable cooling airflows and 4 heating airflows to match any application.
- **Quiet Blower Operation** - Extra quiet and smooth blower on and off cycles.
- **Constant airflow** - Motor automatically adjusts to different static loads.
- **Selectable delay profiles** - Increases efficiency and comfort.
- **Reduced air stratification** - This results in improved air quality by optimizing humidity removal and filtration capabilities.
- **Multi-poised** - Can be used in horizontal, upflow, downflow and vertical applications.
- **Built in Filter Rack** - makes the air handler easy to service.
- **Plug-in Heater Kits** - Available in 5 kw through 30 kw (Not for use in 115 Volt units)
- **Circuit Board** — Incorporating blower time delay relay, low voltage terminal strip, and heat-strip sequencing.
- **Breaker Accessibility** - Breaker accessible from the front of the unit when heater is applied.
- **Plastic Drain Pan** - Provides corrosion resistance.
- **Durable Cabinet** - Galvanized steel with a polyurethane finish. The finish will endure 950 hours of salt spray and resist corrosion 50% better than comparable units.
- **2-Stage Cooling** - ECM variable speed motor is programmed to operate at 75% of selected CFM when the system is operating in low stage cooling.
- **Thermal Expansion Valve** - Factory installed externally equalized thermal expansion valve provides precise refrigerant control under varying load conditions.
- **Cabinet Insulation** — 1" insulation with an R-value of 4.2 contributes to quiet operation and prevents cabinet sweating in difficult applications.
- **8 Year Limited Parts Warranty** - Proven to be a major benefit to the consumer.



MODEL IDENTIFICATION CODE



SPECIFICATIONS

Model B4VM-X	24-B	36-B	48-C	60-C
Refrigerant Flow Control	TXV	TXV	TXV	TXV
Maximum Available Auxiliary Heat (kw)	20	20	20	20
Nominal Blower Size (D x W)	11 x 8	11 x 8	11 x 10	11 x 10
Variable Speed Motor HP	1/2	1/2	3/4	3/4
Rated External Static Pressure (in. W.C.)	.30	.35	.35	.40
CFM*	720 - 1450	720 - 1450	1075 - 2150	1075 - 2150
Filter Size	18 x 20 x 1	18 x 20 x 1	20 x 20 x 1	20 x 20 x 1
Approximate Shipping Weight (lbs.)	120	140	170	170

*Field selectable in 12 steps

NOTES:

1) See current ARI Directory for certified combinations and ratings.

ACCESSORIES

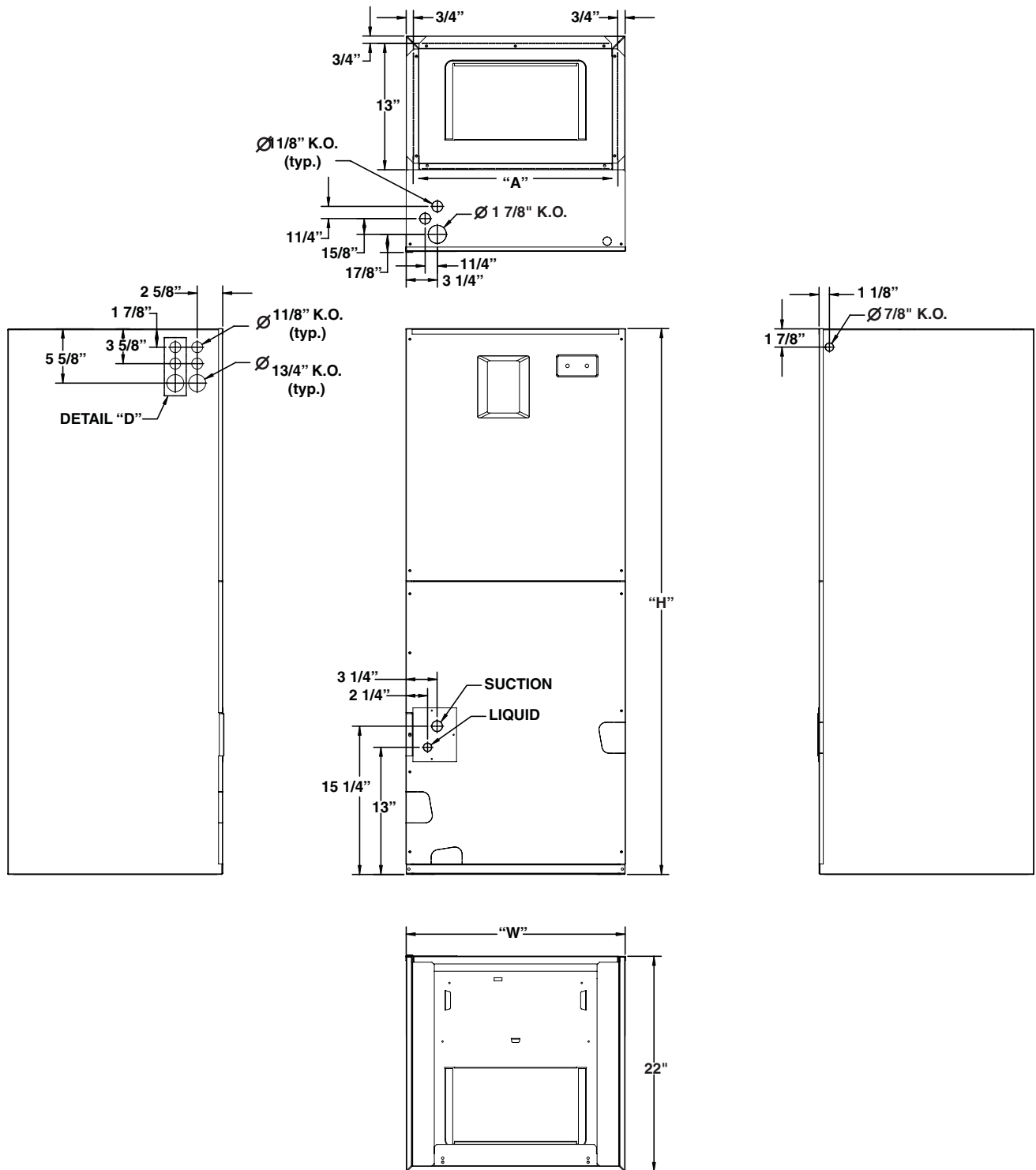
Accessory Kit Description	Order Number
Downflow B	919321
Adaptor Kit C	919322
Single Circuit Adaptor Kit	913874
Humidistat	913769

240v Single Phase Electric Heat Kits

Nominal KW	Matched Units				Order Number	
	24-B	36-B	48-C	60-C	With Circuit Breakers	Without Circuit Breakers
5	X	X	X	X	904407	904406
8	X	X	X	X	904409	904408
10	X	X	X	X	904412	904411
15	X	X	X	X	904414	n/a
20	X	X	X	X	904416	n/a
25	n/a	n/a	X	X	904417	n/a
30	n/a	n/a	X	X	904418	n/a

DIMENSIONS

Models B4VM-X	H	W	Refrigerant Connections		Filter Size	Supply Air Duct Dimensions
			Suction Dia.	Liquid Dia.		
24K-B	43 1/2	19 3/4	3/4	3/8	18 x 20 x 1	12 7/8 x 18 1/4
36K-B	49 1/2	19 3/4	7/8	3/8	18 x 20 x 1	12 7/8 x 18 1/4
48K-C	56	22 1/2	7/8	3/8	20 x 20 x 1	12 7/8 x 21
60K-C	56	22 1/2	7/8	3/8	20 x 20 x 1	12 7/8 x 21



ELECTRICAL DATA

Model Number H6HK-			Voltage			KW			Variable Speed Air Handler							
									Min. Circuit Ampacity				Max. Over-Current Protection			
									Circuit A	Circuit B	Circuit C	Single Circuit	Circuit A	Circuit B	Circuit C	Single Circuit
005H-XX	240	4.8	-	-	-	33.5	-	-	-	40						
008H-XX	240	7.5	-	-	-	48.1	-	-	-	50						
010H-XX	240	9.6	-	-	-	58.5	-	-	-	60						
015H-XX	240	14.4	58.5	25.0	-	83.5	60	30	-	90						
020H-XX	240	19.2	58.5	50.0	-	108.5	60	50	-	125						
025H-XX	240	24.0	58.5	50.0	25.0	133.5	60	30	30	150						
030H-XX	240	28.8	58.5	50.0	50.0	158.5	60	50	60	175						
005H-XX	208	3.6	-	-	-	30.9	-	-	-	40						
008H-XX	208	5.6	-	-	-	43.1	-	-	-	50						
010H-XX	208	7.2	-	-	-	52.5	-	-	-	60						
015H-XX	208	10.8	52.5	21.6	-	74.2	60	30	-	80						
020H-XX	208	14.4	52.5	43.3	-	95.8	60	50	-	100						
025H-XX	208	18.0	52.5	43.3	21.6	74.2	60	30	25	125						
030H-XX	208	21.6	52.5	43.3	43.3	95.8	60	50	50	150						
009Q-XX	240	9.0	-	-	-	35.6	-	-	-	40						
015Q-XX	240	14.4	-	-	-	51.9	-	-	-	60						
009Q-XX	208	6.8	-	-	-	32.1	-	-	-	40						
015Q-XX	208	10.8	-	-	-	46.0	-	-	-	50						

Basic Airflow Setting

B-CABINET										C-CABINET									
CFM	Switch Number				Nominal Capacity						CFM	Switch Number				Nominal Capacity			
	1	2	3	4	1.5	2.0	2.5	3.0	3.5	4.0		1	2	3	4	3.0	3.5	4.0	5.0
720	0	0	0	1	■	■					1075	0	0	0	1	■			
800	0	0	0	0		■					1135	1	0	0	1	■			
850	1	0	0	1		■					1225	0	0	0	0	■			
880	0	0	1	0		■					1295	1	0	0	0	■			
945	1	0	0	0			■				1380	0	0	1	0		■		
1040	1	0	1	0			■				1460	1	0	1	0		■		
1085	0	1	0	1			■				1525	0	1	0	1		■		
1140	1	1	0	1			■				1625	1	1	0	1		■		
1205	0	1	0	0				■			1740	0	1	0	0		■		
1265	1	1	0	0				■			1860	1	1	0	0		■		
1325	0	1	1	0					■		1960	0	1	1	0		■		
1390	1	1	1	0						■	2090	1	1	1	0		■		

Note: 1=ON, 0=OFF



We Encourage Professionalism



Through Technician Certification by NATE



CERTIFICATION APPLIES ONLY WHEN THE COMPLETE SYSTEM IS LISTED WITH ARI

Westinghouse products are manufactured and distributed by NORDYNE.

W and Westinghouse are trademarks of Westinghouse Electric Corporation and used under license to NORDYNE.

186C-0906 (Replaces 186C-0206)